



ROBIT® TOP HAMMER PRODUCT CATALOGUE

The Widest Offering in High Quality Drilling Consumables

- Drifting and tunneling
- Long hole drilling
- Reaming equipment
- Forepoling
- Surface drilling
- Shank adapters
- Auxiliary tools



Robit
FURTHER. FASTER.



ROBIT® TOP HAMMER PRODUCT CATALOGUE

Copyright © 2021, Robit Plc

All rights reserved. No part of this catalogue may be reproduced or transmitted in any form or by any means, electronic or mechanical, including photocopying, recording, or by any information storage and retrieval system, without written permission from the publisher.

Trademarks

Robit is a trademark of Robit Plc

Publisher

Robit Plc

www.robitgroup.com

Printed: November 2021

Robit reserves all rights to any changes in the products and the specifications without prior notice.

CONTENTS



ROBIT IN BRIEF	4
PRODUCT LINES	6
TOP HAMMER APPLICATIONS	7
ROBIT TOP HAMMER OFFERING	8
ROBIT EVOLUTION SERIES	10
ROBIT CODES	14
DRIFTING AND TUNNELING	20
LONG HOLE DRILLING	40
REAMING EQUIPMENT	52
FOREPOLING	58
SURFACE DRILLING	70
SHANK ADAPTERS	88
AUXILIARY TOOLS	114



ROBIT IN BRIEF

The widest offering in drilling consumables

Robit Plc is a strongly internationalized growth company servicing global customers and selling drilling consumables for applications in mining, construction, geotechnical engineering and well drilling. Robit's focus is only in drilling consumables.

The company's offering is divided into three product and service ranges: Top Hammer, Down the Hole and Geotechnical. Robit's products are known for their high quality, excellent drilling results and performance achieved with the latest technology.

Robit has sales and service points in 8 countries as well as an active sales network in more than 100 countries. Robit's manufacturing units are located in Finland, South Korea, Australia and the UK, guaranteeing short and precise deliveries.

Robit's shares are listed on Nasdaq Helsinki Ltd.

Further information is available at www.robitegroup.com.





Top Hammer Business

Robit Top Hammer business line covers all applications in construction, quarrying and mining, as well as blasting and forepoling, from the softest to the hardest of rock conditions. Underground construction is one of the most important customer segments for Robit bits, and applications such as drifting and bolt hole drilling are well catered for, as well as patented RoX top hammer casing systems for tunneling support. Robit's quality has been approved worldwide by major mining and quarrying customers. The selection is wide and encompasses products, such as: drifting and tunneling bits, reaming equipment, bench and production drilling bits, rods, shanks, couplings, and auxiliary tools, such as button bit adapters.

We offer You:

- *The highest quality in drilling consumables – Our focus is 110 % in drilling consumables.*
- *Excellent drilling results and performance – We have a lot of references.*
- *We emphasize short and precise deliveries from 5 factories – Additionally, Robit has comprehensive storages on every continent.*

The Digital Services is focused on providing modern, new digital technologies for operating with Top Hammer. Initially the offering comprises the unique drill hole measurement technology branded as Robit Sense Systems. A significant leap on this path was taken when Robit became the first company in the world to develop a patented system that can measure hole deviation during the percussive drilling process.

Robit is following together with its key customers the development steps of more powerful hydraulic drifters. Robit is modelling and simulating the dynamic forces and stresses, and innovates new solutions to meet the best performance, efficiency and lifetime to drillers' needs.

Down the Hole Business

The Down the Hole business line covers all operations related to the down the hole drilling method. The main product categories consist of DTH hammers, DTH bits, DTH tubes, DTH casing systems and shock absorbers. The selection is the widest in the world and encompasses top quality products (including top hammer business consumables) for all your applications: piling, bench drilling, production drilling, site investigation, drifting & tunneling, excavation, horizontal drilling, forepoling, well drilling, anchoring, micropiling and underpinning. More info at Robit's Down the Hole Product Catalogue and website: www.robbitgroup.com.



Widest offering in Top Hammer drilling consumables



- **Efficient Button Bits** – made with 100 % recyclable Robit Green Steel. Computational fluid dynamics (CFD) simulations used in pre-testing of flushing properties. Developed in co-operation with customer's field tests.



- **Reliable Reaming Equipment** – wide range of modern HTG (Hard Top Green) Dome Reamers and conventional adapters with reamers.



- **Patented RoX+ Forepoling Systems** with spiral locking. Roof supporting consumables for tube umbrella and RoX+ GFRP (glass fibre) for tunnel face stabilization.



- **Strong Drill Steel** – Rods, Top Hammer Drill Tubes, Shanks and Couplings. Manufactured in one of the world's most modern factories in South Korea with the latest technology. Shanks for all common drifter brands. Wide range of rod types and lengths.



- **Intelligent Hole Deviation Measurement Technology** – S & M Sense. For automated and manual hole deviation measuring.



Proven quality – manufactured with automated production lines

- Sustainable, 100 % recyclable Robit Green Steel
- Excellent and optimized bits for abrasive and soft rock formations
- High penetration rate in hard rock
- Patented spiral locking system for forepoling

Reliable partner

*Widest offering in drilling consumables – Proven quality – Customization for project needs
– Drill master service – Solving drilling challenges and problems – Experience – References*

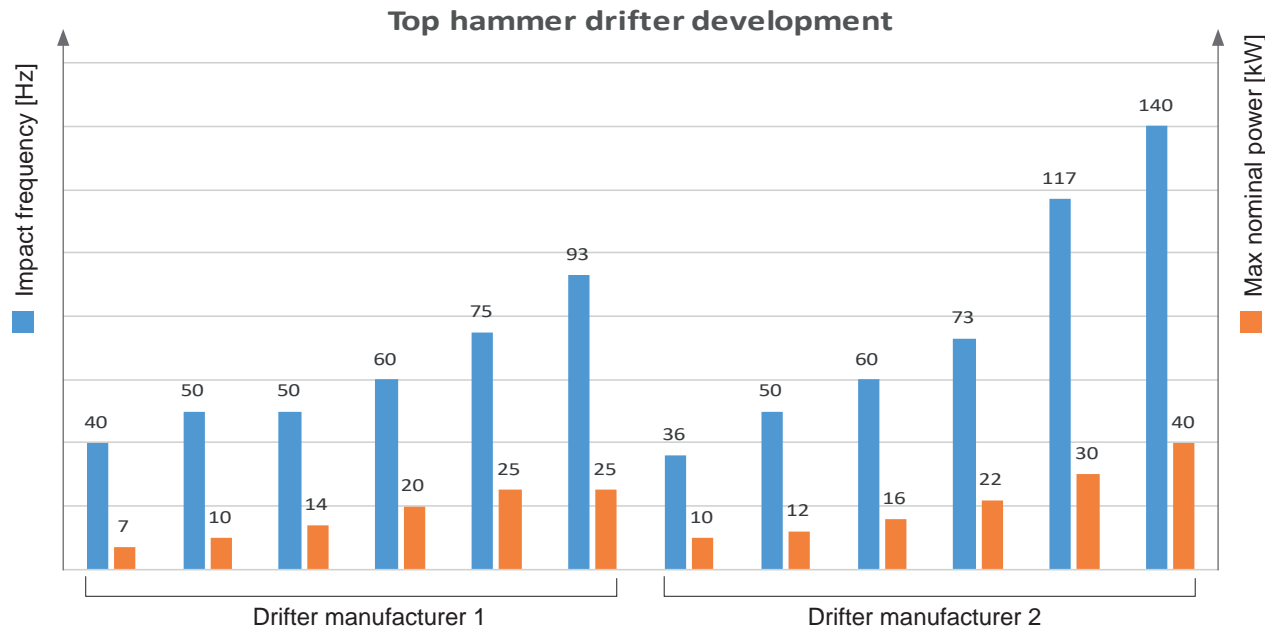




Applying the most advanced technology to the toughest drilling applications across the globe

The over 30-year history of Robit has only seen one thing as a constant – the ever-increasing need for the connection between hammer and rock to endure more severe forces. In recent years, top hammer performance development has not only been linear but exponential, as maximum impact powers in e.g. tunneling and drifting applications rise above 40 kW and impact frequencies steadily reach beyond 100 Hz. The Robit Button Bits, now used across the globe in a vast variety of rock formations, have witnessed masses of improvements during the journey.

The Evolution bit series is the result of a systematic approach towards crafting the world’s best button bits. Our level of technological sophistication is growing as we rely more on simulation and analytics based development keeping us ahead of the outdated trial-and-error method. We know how our materials behave, how rock fractures, and how to harness the immense forces traveling within the drill string. We have the answers to where the Evolution performance comes from and what it means to your drilling process. The Evolution series scope of improvements share multiple aspects across the size range, drawing from the simulation and analytics based approach exemplified by advanced fluid dynamic simulation being used among other tools.







Drifting & Tunneling

In the small end, development focused especially on the specific needs of high power and high frequency drilling in tunneling and drifting applications. Different variants were extensively tested with our customers and set against conventional hard rock bits. In the end, the best results were gleaned from modifications and optimization to face design, but particularly from increasing both gauge and face button numbers as well as increasing the number of flushing holes. The test results of the Evolution bit in hard Scandinavian granite were very impressive, with grinding intervals up to 60 % longer and lifetime 20 % higher compared to conventional hard rock button bits.

Bench & Production Drilling

In the medium to large sizes, significant performance strides were taken by diving deep into flushing properties. Here in particular, the computational fluid dynamics (CFD) simulations proved their strong added value as they drove the pre-test phase for fast finding of optimal solutions and truly significant impacts. The 76 mm retrac button bit superbly exemplifies the new design aspects. The retrac body itself has the signature Robit curving grooves and the sleek geometry flows through to the new face design. The simulations clearly show that the new model isn't just easy on the eye. The flow pattern is more even, which reduces bit erosion. The pressure distribution is more uniform, and the smoother side channels along larger main grooves increase airflow ensuring efficient flushing. Dead-space across the face is significantly cut by introducing an extra flushing hole in the middle, clearing the center area better of cuttings.

All in all, field tests confirmed what the technical simulation background work had already proven. Our partner drillers were happy with the excellent performance and noted better flushing and longer grinding intervals. Across sizes, the Evolution designs have systematically excelled. The 102 mm bits were tested in extremely hard and abrasive rock formations in Pennsylvania, USA, where we had been facing a common challenge with a customer to find the perfect bit for those conditions. The new formula allowed us to out-perform competition and more than double our achieved meters compared to our previous model.

*Considering all the above, it is safe to say the reality of drilling has not changed. We are going deeper with more speed and force, driving the development of the entire drilling consumables industry. As an established global company, we continuously need to reinvent ourselves. Across the globe, our cases are more versatile, our knowledge base wider, our questions and tools for finding answers smarter. We are confident that we are better than anyone else. In the end, we fight hard every day to be the strongest and smartest when it comes to the space between drill and rock. That is the spirit of **Robit® Evolution**.*





ROBIT® CODES

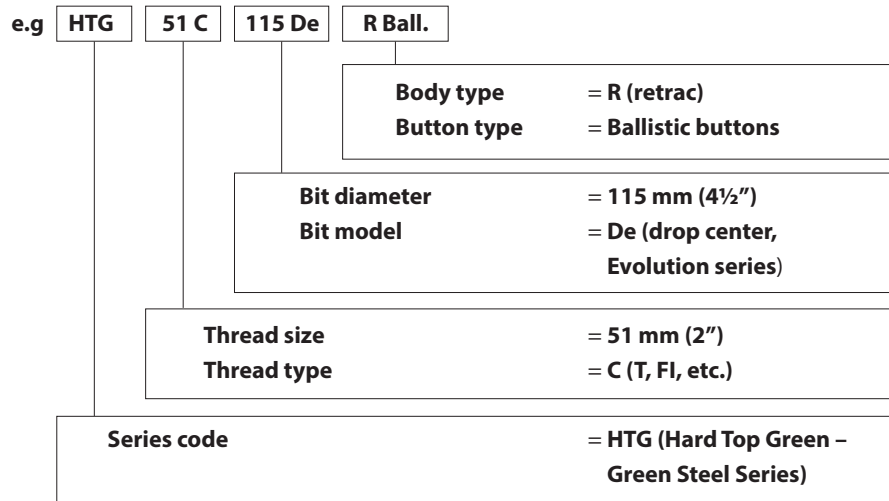
Green Steel

All of the Robit button bits are manufactured of new 100% recyclable steel. In the environment-friendly steel production process, the CO₂ emissions have been reduced by 80% and 95% of the waste is recycled including the process smoke which is filtered. The new steel grade gives even more uniform properties and improved fatigue strength which is crucial in rock drilling process.

- Specially designed for Robit
- Better fatigue resistance
- 100% recyclable
- 80% less CO₂ emissions
- Process smoke filtrated and recycled
- 95% of waste recycled



Button bit codes



Buttons

All the products are available with ballistic or SuperDome buttons.



Body types



Note: Please note that all button bits are manufactured over-sized 0,5-1,5 mm, meaning that for example a 48,0 mm bit is at least 49,5 mm as new.

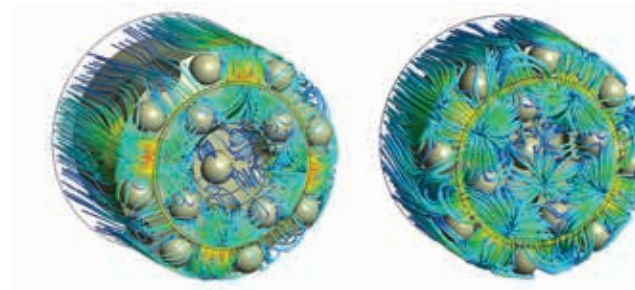







Face types

- A =** Basic model for medium and hard rock drilling
- B =** Heavy duty model for abrasive conditions
- S =** Speed drilling model for various conditions
- Se =** Evolution model for high power and frequency drilling
- M =** Maximized flushing properties for soft and medium hard rock
- De =** Evolution drop center model for straighter holes with maximum flushing properties

Evolution De & DRe series specifications



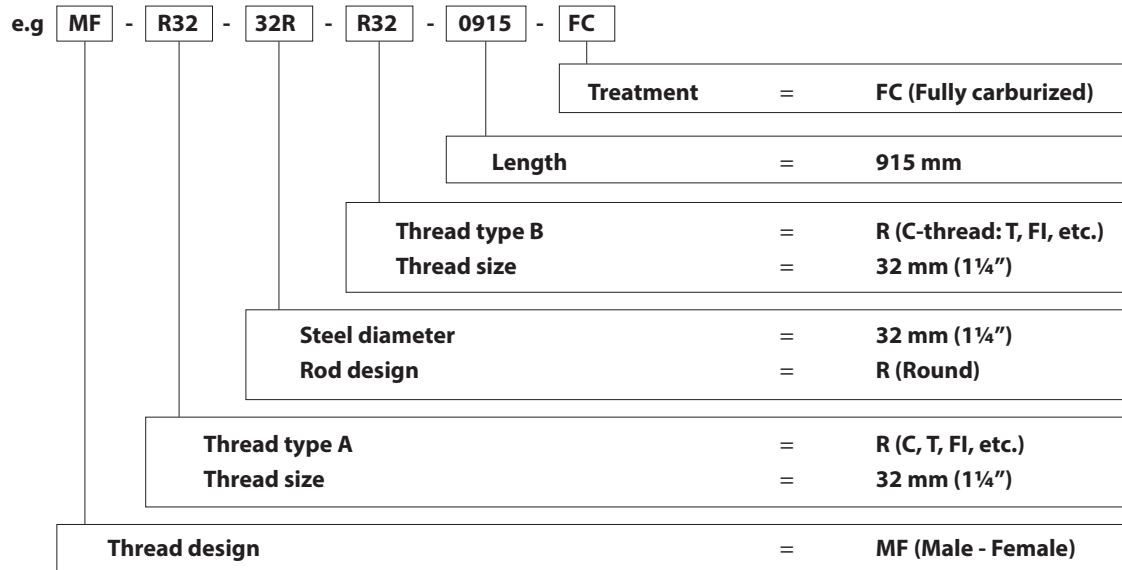
Computational Fluid Dynamics (CFD) simulation images showing how the conventional model (left) has a dead space in the center of the bit where airflow velocities are low. Evolution model (right), with a more even flow pattern, has increased airflow at the center of the bit and through the secondary side channels.






ROBIT® CODES


Drill rod codes



Thread type




Material profile







Automatic spiral locking (Patented)




1.) Drive the pilot bit through the casing tube



2.) Rotate to locked position in the ring bit



3.) Robit® Casing System is READY TO DRILL



4.) Finish drilling by rotating the pilot bit in opposite direction and pulling it out

RoX+ system parts

Single-use system for top hammer drilling

Robit® Single Casing Systems can be used with traditional top hammer machinery.

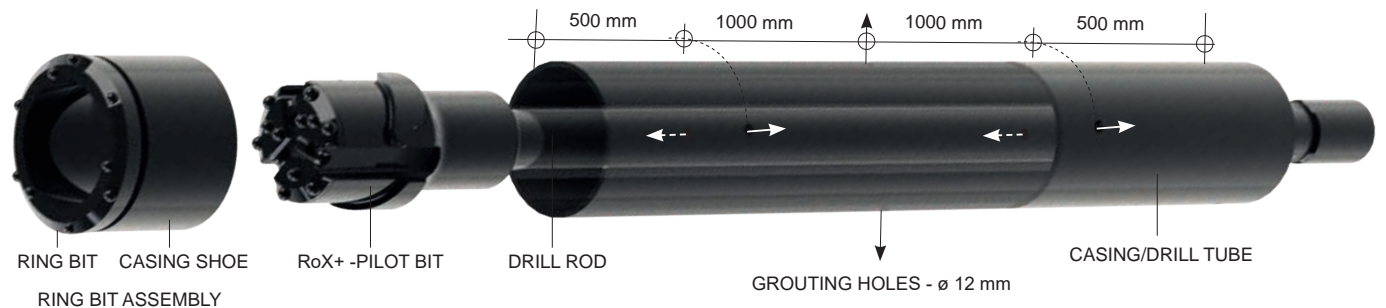
Typically Robit® Single-Use system for Top Hammer is used in applications with relatively short hole requirement 12-15 m and where the casing is left in the ground, such as:

- forepoling or tube umbrella
- anchoring
- micropiling

Drilling parameters example: Jumbo drill

Product	RoX+ 139,7/10
Rock / Ground conditions	All rock and ground formations
Application	Tube Umbrella, Forepoling
Top hammer thread	C45
Rotation speed	30 - 40 RPM
Torque	1000 - 1200 Nm
Percussion	75 - 100 bars

NOTE
Parameters may vary depending on ground / rock conditions, application and machinery





ROBIT® CODES

RoX+ GFRP system parts

Single-use system for top hammer fiberglass casing

Robit® has developed a system for fiberglass casings. A unique casing shoe works as a shock-absorber protecting the casing from the drilling forces. Fiberglass casing brings several benefits:

- Lighter casings – easier to handle
- Lower material cost – more economic drilling
- Easy to excavate – drill and blast in overburden conditions
- Can be used as face bolts to stabilize the tunnel face

Robit® Fiberglass system is available for top hammer applications.

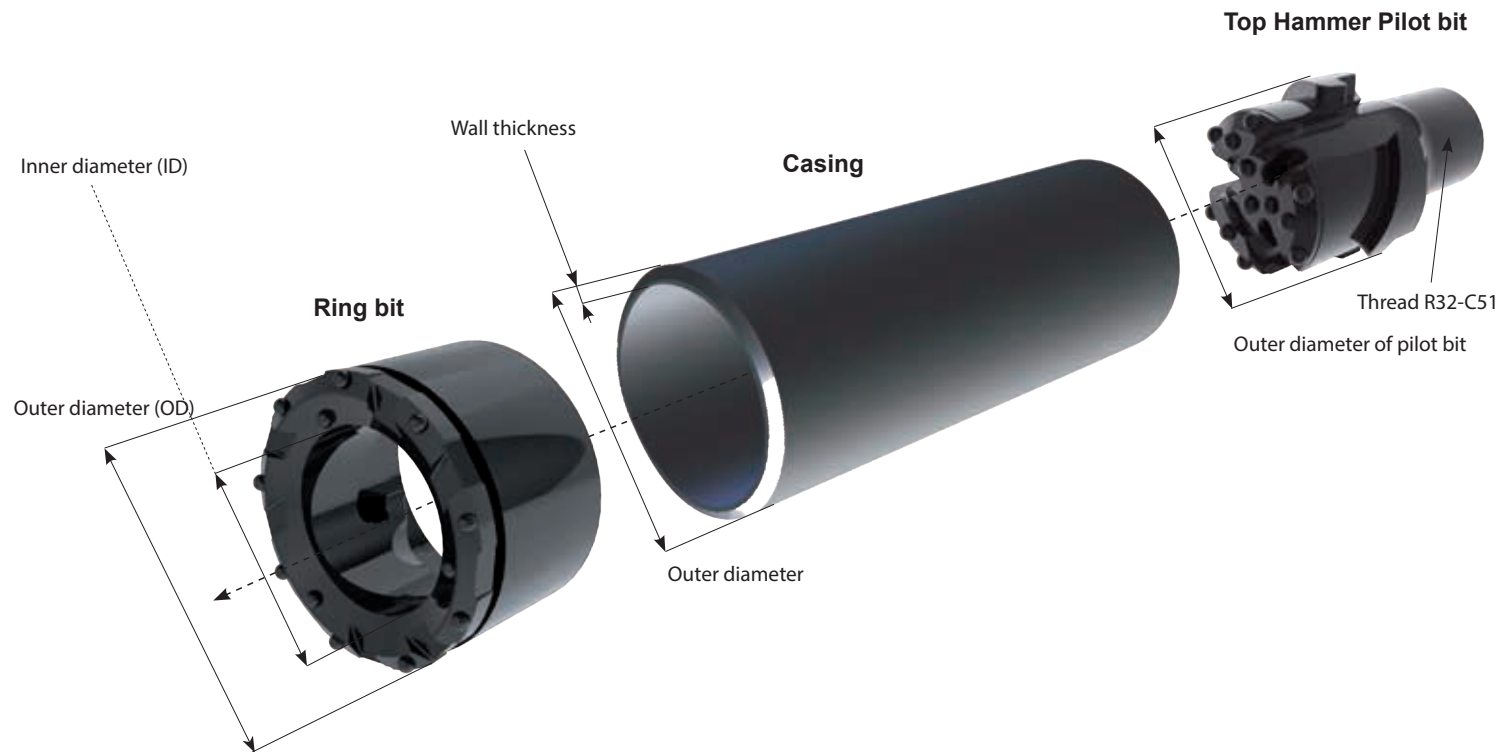
Geometrical characteristics		Technical characteristics	
Section	1700 mmq.	Glass content in weight	50%
External diameter	ø 76 mm	Specific weight	1.8 g/cc
Internal diameter	ø 60 mm	Tensile strength	600 MPa
Thickness	8 mm	Flexural strength	600 MPa
Weight/m	3,2 kg	Elastic modulus	20000 MPa

NOTE
Parameters may vary depending on ground / rock conditions, application and machinery





Casing System dimensions



DRIFTING AND TUNNELING





DRIFTING AND TUNNELING

Bolting - Drifting - Reaming




MEDIUM AND HARD ROCK MODEL

A, AR




ALL-ROUND MODEL

S, SR



SOFT AND MEDIUM HARD ROCK MODEL

M



EVOLUTION MODEL FOR HIGH POWER AND FREQUENCY DRILLING

Se, SRe

Please note: Face designs might vary depending on bit diameter.



Robit





R25

1" thread

DRIFTING AND TUNNELING - BITS



R25 (1") . threads

Order code	Diameter		Body	Gauge	Buttons				Flushing		Product number		Weight [kg]	Pcs/box
	[mm]	[in]			[No.]	[mm]	[No.]	[mm]	[No.]	[No.]	[SuperDome]	[Ballistic]		
HTG 25R33M	33	1 ⁵ / ₁₆ "		30°	1 x 8	5 x 8			0	2	04-125-033-3337	04-125-033-3338	0,4	20
HTG 25R35M	35	1 ³ / ₈ "		30°	2 x 8	6 x 8			2	2	04-125-035-2362	04-125-035-2363	0,4	20
HTG 25R38M	38	1 ¹ / ₂ "		30°	2 x 8	6 x 8			2	2	04-125-038-2011	04-125-038-2012	0,5	15
HTG 25R41M	41	1 ⁵ / ₈ "		35°	2 x 8	6 x 9			2	2	04-125-041-2178	04-125-041-2179	0,5	15




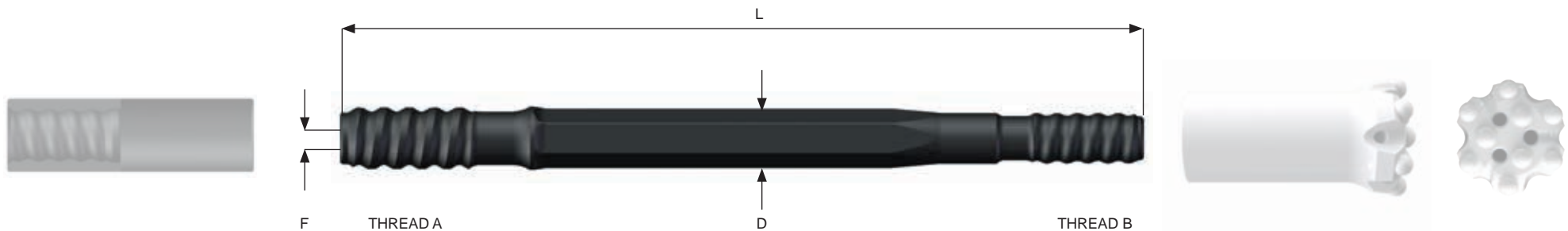
HTG 25R33M
HTG 25R35M



HTG 25R38M
HTG 25R41M

Drifter Rod - R25 (1") bit thread

Order code	Length		Diameter	Thread		Flushing	Product number	Weight	Pcs/box
	L			D	[A]				
	[mm]	[ft - in]	[mm]			[mm]		[kg]	
Drifter Rod R32 - Hex25 - R25									
MM-R32-25H-R25-2175	2175	7' 1 ¹⁰ / ₁₆ "	HEX25	R32	R25	8,6	06D-07-6029	8,5	60
MM-R32-25H-R25-2400	2400	7' 10 ¹ / ₂ "	HEX25	R32	R25	8,6	06D-07-6433	9,5	60
MM-R32-25H-R25-2630	2630	8' 7 ³ / ₈ "	HEX25	R32	R25	8,6	06D-07-6030	10,2	60
MM-R32-25H-R25-2750	2750	9' 1 ¹ / ₄ "	HEX25	R32	R25	8,6	06D-07-4347	10,6	60
MM-R32-25H-R25-3090	3090	10' 1 ⁵ / ₈ "	HEX25	R32	R25	8,6	06D-07-5841	12,0	60
MM-R32-25H-R25-3340	3340	10' 11 ¹ / ₂ "	HEX25	R32	R25	8,6	3000039	13,0	60
MM-R32-25H-R25-4000	4000	13' 1 ¹ / ₂ "	HEX25	R32	R25	8,6	06D-07-6801	15,5	60



R28 DRIFTING AND TUNNELING - BITS

1 1/8" thread



R28 (1 1/8") - threads

Order code	Diameter		Body	Gauge	Buttons				Flushing		Product number		Weight [kg]	Pcs/box
	[mm]	[in]			[No.]	[mm]	[No.]	[mm]	[No.]	[No.]	[SuperDome]	[Ballistic]		
HTG 28R38M	38	1 1/2"		30°	2 x 8	6 x 8	2	2	04-128-038-2020	04-128-038-2021	0,4	15		
HTG 28R41M	41	1 5/8"		35°	2 x 8	6 x 9	2	2	04-128-041-2552	04-128-041-2618	0,6	10		
HTG 28R45S	45	1 3/4"		35°	3 x 8	6 x 9	3	1	04-128-045-0113	04-128-045-0114	0,7	10		



HTG 28R38M




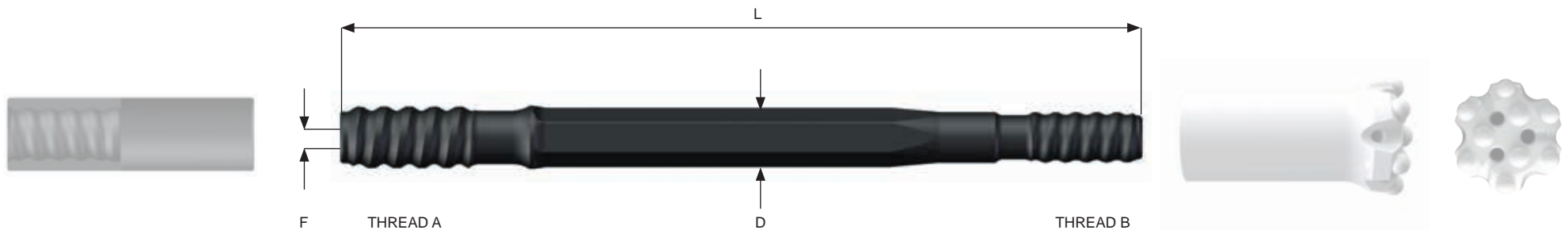
HTG 28R41M



HTG 28R45S

Drifter Rod - R28 (1 1/8") bit thread

Order code	Length		Diameter D [mm]	Thread		Flushing F [mm]	Product number	Weight [kg]	Pcs/box 
	L [mm]	[ft - in]		[A]	[B]				
Drifter Rod R32 - Hex28 - R28									
MM-R32-28H-R28-1870	1870	6' 1 5/8"	HEX28	R32	R28	8,8	3000020	9,5	60
MM-R32-28H-R28-2175	2175	7' 1 10/16"	HEX28	R32	R28	8,8	06D-07-6032	11	60
MM-R32-28H-R28-2475	2475	8' 1 7/16"	HEX28	R32	R28	8,8	06D-07-6033	12,5	60
MM-R32-28H-R28-2795	2795	9' 2"	HEX28	R32	R28	8,8	06D-07-6035	14,1	60
MM-R32-28H-R28-3090	3090	10' 1 5/8"	HEX28	R32	R28	8,8	06D-07-6037	15,6	60
MM-R32-28H-R28-3340	3340	10' 11 1/2"	HEX28	R32	R28	8,8	06D-07-0115	16,9	50
MM-R32-28H-R28-3700	3700	12' 1 5/8"	HEX28	R32	R28	8,8	06D-07-6570	18,7	60



R32 DRIFTING AND TUNNELING - BITS

1 ¼" thread



R32 (1 ¼") - threads

Order code	Diameter		Body	Gauge	Buttons				Flushing		Product number		Weight [kg]	Pcs/box
	[mm]	[in]			[No.]	[mm]	[No.]	[mm]	[No.]	[No.]	[SuperDome]	[Ballistic]		
HTG 32R41M	41	1 5/8"		35°	2 x 8	6 x 9	2	2	04-132-041-2023	04-132-041-2024	0,5	10		
HTG 32R43A	43	1 11/16"		35°	2 x 9	5 x 10	1	2	04-132-043-2029	04-132-043-2030	0,6	10		
HTG 32R43S	43	1 11/16"		35°	3 x 8	6 x 9	3	2	04-132-043-3836	04-132-043-3837	0,6	10		
HTG 32R45A	45	1 3/4"		30°	2 x 9	5 x 11	1	2	04-132-045-0329	04-132-045-0331	0,6	10		
HTG 32R45S	45	1 3/4"		35°	3 x 8	6 x 9	3	1	04-132-045-3805	04-132-045-3806	0,6	10		
HTG 32R45SR	45	1 3/4"		35°	3 x 8	6 x 9	3	1	04-132-045-3818	04-132-045-3819	0,8	10		
HTG 32R45Se	45	1 3/4"		35°	4 x 8	8 x 9	5	2	04-132-045-0871	04-132-045-0872	0,7	10		



HTG 32R41M



HTG 32R43A
HTG 32R45A



HTG 32R43S



HTG 32R45S



HTG 32R45SR










HTG 32R45Se

BITS - DRIFTING AND TUNNELING

R32

1 1/4" thread

R32 (1 1/4") . threads

Order code	Diameter		Body	Gauge	Buttons		Flushing		Product number		Weight	Pcs/box
	[mm]	[in]			[No.]	[mm]	[No.]	[mm]	[No.]	[No.]		
HTG 32R48S	48	1 7/8"		35°	3 x 9	6 x 10	3	2	04-132-048-3815	04-132-048-3816	0,9	10
HTG 32R48Se	48	1 7/8"		35°	4 x 9	8 x 10	5	2	04-132-048-0874	04-132-048-0875	0,9	10
HTG 32R51S	51	2"		35°	3 x 9	6 x 10	3	1	04-132-051-3821	04-132-051-3822	0,9	10
HTG 32R51SR	51	2"		35°	3 x 9	6 x 10	3	1	04-132-051-4590	04-132-051-4591	1,1	10
HTG 32R51Se	51	2"		35°	4 x 9	8 x 10	5	1	2000097	2000098	0,9	10
HTG 32R54S	54	2 1/8"		35°	3 x 10	6 x 10	3	1	04-132-054-5171	04-132-054-5172	0,9	10
HTG 32R57S	57	2 1/4"		35°	3 x 10	6 x 10	3	1	04-132-057-5602	04-132-057-5603	1,12	10



HTG 32R48S
HTG 32R51S
HTG 32R54S
HTG 32R57S



HTG 32R48Se
HTG 32R51Se




HTG 32R51SR

R32 DRIFTING AND TUNNELING - RODS

1 ¼" thread

Drifter Rod - R32 (1 ¼") bit thread

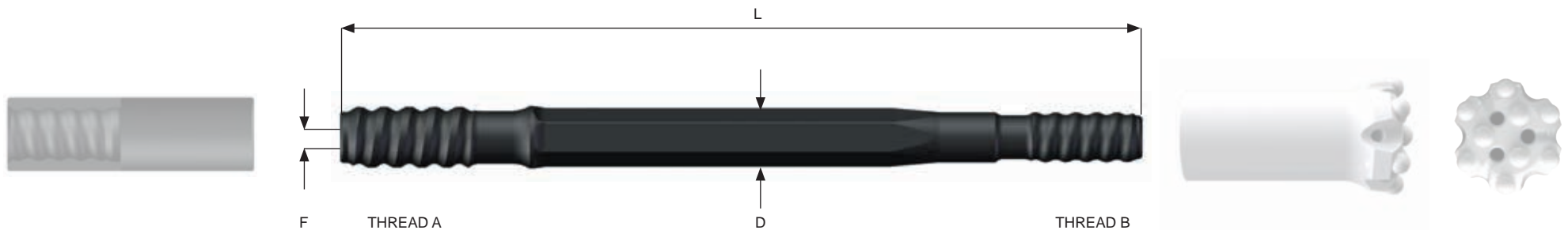
Order code	Length		Diameter D [mm]	Thread		Flushing F [mm]	Product number	Weight [kg]	Pcs/box 
	L [mm]	[ft - in]		[A]	[B]				

Drifter Rod R38 - Hex32 - R32

MM-R38-32H-R32-3090	3090	10' 1 5/8"	HEX32	R38	R32	9,6	06D-07-2886	19,7	50
MM-R38-32H-R32-3700	3700	12' 1 5/8"	HEX32	R38	R32	9,6	06D-07-2887	23,6	40
MM-R38-32H-R32-4305	4305	14' 1 1/2"	HEX32	R38	R32	9,6	06D-07-2143	27,4	30
MM-R38-32H-R32-4915	4915	16' 1 1/2"	HEX32	R38	R32	9,6	06D-07-6438	31,3	30

Drifter Rod R38 - Hex35 - R32

MM-R38-35H-R32-3090	3090	10' 1 5/8"	HEX35	R38	R32	9,5	06D-07-2892	23,9	50
MM-R38-35H-R32-3700	3700	12' 1 5/8"	HEX35	R38	R32	9,5	06D-07-2894	28,7	40
MM-R38-35H-R32-4305	4305	14' 1 1/2"	HEX35	R38	R32	9,5	06D-07-2709	33,5	30



Drifter Rod - R32 (1 ¼") bit thread

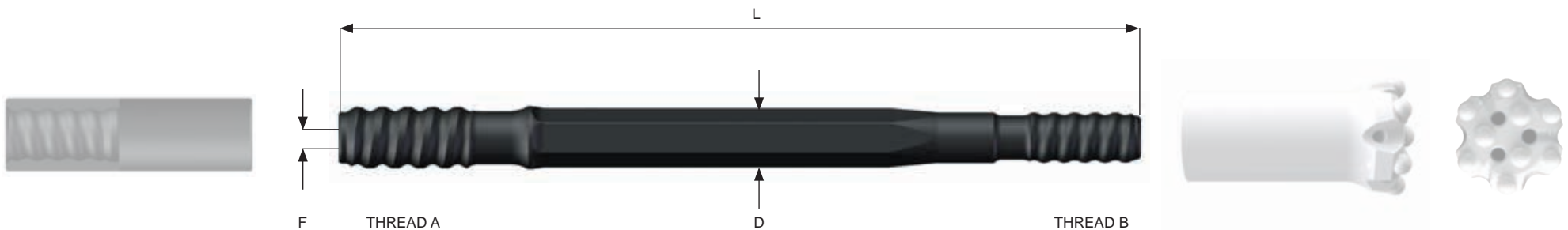
Order code	Length		Diameter	Thread		Flushing	Product number	Weight	Pcs/box
	L			D					
	[mm]	[ft - in]	[mm]	[A]	[B]	[mm]		[kg]	

Drifter Rod C38 - Hex32 - R32

MM-C38-32H-R32-3090	3090	10' 1 5/8"	HEX32	C38	R32	9,6	06D-07-2889	19,7	50
MM-C38-32H-R32-4305	4305	14' 1 1/2"	HEX32	C38	R32	9,6	06D-07-2750	27,4	30

Drifter Rod C38 - Hex35 - R32


MM-C38-35H-R32-3090	3090	10' 1 5/8"	HEX35	C38	R32	9,5	06D-07-2895	23,9	50
MM-C38-35H-R32-3700	3700	12' 1 5/8"	HEX35	C38	R32	9,5	06D-07-2897	28,7	40
MM-C38-35H-R32-4305	4305	14' 1 1/2"	HEX35	C38	R32	9,5	06D-07-0891	33,5	30
MM-C38-35H-R32-4915	4915	16' 1 1/2"	HEX35	C38	R32	9,5	06D-07-3965	38,3	30
MM-C38-35H-R32-5525	5525	18' 1 1/2"	HEX35	C38	R32	9,5	06D-07-3966	43,1	30



R32 DRIFTING AND TUNNELING - RODS

1 1/4" thread

Extension Rod (Male/Male) - R32 (1 1/4") bit thread

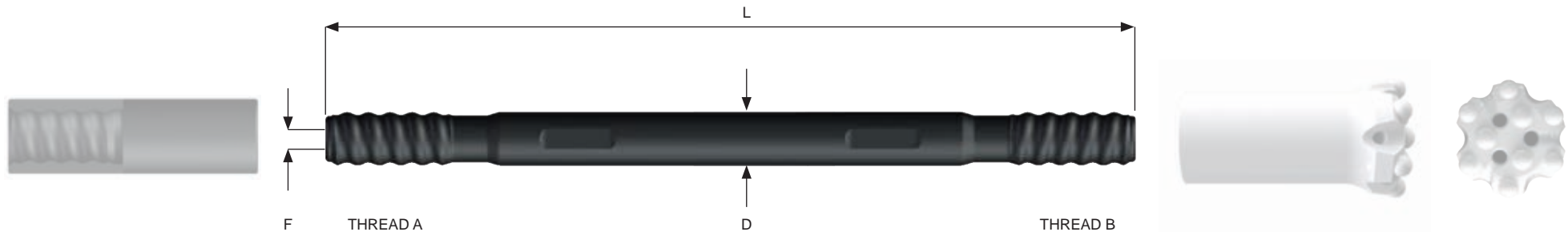
Order code	Length		Diameter	Thread		Flushing	Product number	Weight	Pcs/box
	L			D	[A]				
	[mm]	[ft - in]	[mm]			[mm]		[kg]	

Extension M/M Rod R32 - round 32 - R32 - FC (Fully Carburized also suitable for underground)

MM-R32-32R-R32-0915-FC	915	3'	RND32	R32	R32	11,7	06A-07-3247	4,6	50
MM-R32-32R-R32-1220-FC	1220	4'	RND32	R32	R32	11,7	06A-07-2899	6,3	50
MM-R32-32R-R32-1525-FC	1525	5'	RND32	R32	R32	11,7	06A-07-2900	8,0	50
MM-R32-32R-R32-1830-FC	1830	6'	RND32	R32	R32	11,7	06A-07-2901	9,7	50

Extension M/M Rod R32 - round 32 - R32

MM-R32-32R-R32-3050	3050	10'	RND32	R32	R32	11,7	06A-07-3241	16,5	50
MM-R32-32R-R32-3660	3660	12'	RND32	R32	R32	11,7	06A-07-3242	19,8	50



RR34 DRIFTING AND TUNNELING - BITS

1 5/16" thread



Maximum bending stiffness

Excellent precision in collaring

High durability, longer lifetime

Maximized wall thickness

Longer bit life

Straighter holes

Optimized flushing properties

Better drilling accuracy

Easy coupling/uncoupling



Robit

BITS - DRIFTING AND TUNNELING RR34

1 5/16" thread

RR34 (1 5/16") . threads

Order code	Diameter		Body	Gauge	Buttons				Flushing		Product number		Weight [kg]	Pcs/box
	[mm]	[in]			[No.]	[mm]	[No.]	[mm]	[No.]	[No.]	[SuperDome]	[Ballistic]		
HTG 34RR45S	45	1 3/4"		30°	3	x 8	6	x 10	3	1	04-K34-045-5812	04-K34-045-4888	0,7	10
HTG 34RR45Se	45	1 3/4"		35°	4	x 8	8	x 9	5	1	2000100	2000101	0,8	10
HTG 34RR48S	48	1 7/8"		35°	3	x 9	6	x 10	3	2	04-K34-048-3827	04-K34-048-3828	0,9	10
HTG 34RR48Se	48	1 7/8"		35°	4	x 9	8	x 10	5	2	2000343	2000342	0,9	10
HTG 34RR51S	51	2"		35°	3	x 9	6	x 10	3	2	04-K34-051-5617	04-K34-051-5618	0,9	10



HTG 34RR45S
HTG 34RR48S
HTG 34RR51S




HTG 34RR45Se
HTG 34RR48Se

RR34 DRIFTING AND TUNNELING - RODS

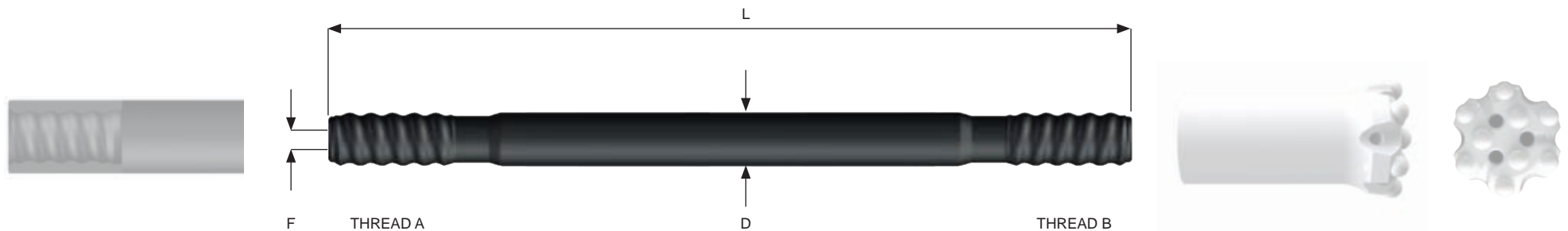
1 5/16" thread

Drifter Rod - RR34 (1 5/16") bit thread

Order code	Length		Diameter	Thread		Flushing	Product number	Weight	Pcs/box
	L			D	[A]				
	[mm]	[ft - in]	[mm]			[mm]		[kg]	

Drifter Rod C38 - RND39 - RR34


MM-C38-39R-RR34-3700	3700	12' 1 5/8"	RND39	C38	RR34	10,3	06D-07-6635	30,0	30
MM-C38-39R-RR34-5525	5525	18' 1 1/2"	RND39	C38	RR34	10,3	06D-07-3971	47,9	20
MM-C38-39R-RR34-6135	6135	20' 1 1/2"	RND39	C38	RR34	10,3	06D-07-3972	51,2	20
MM-C38-39R-RR34-6440	6440	21'	RND39	C38	RR34	10,3	06D-07-3973	55,4	20

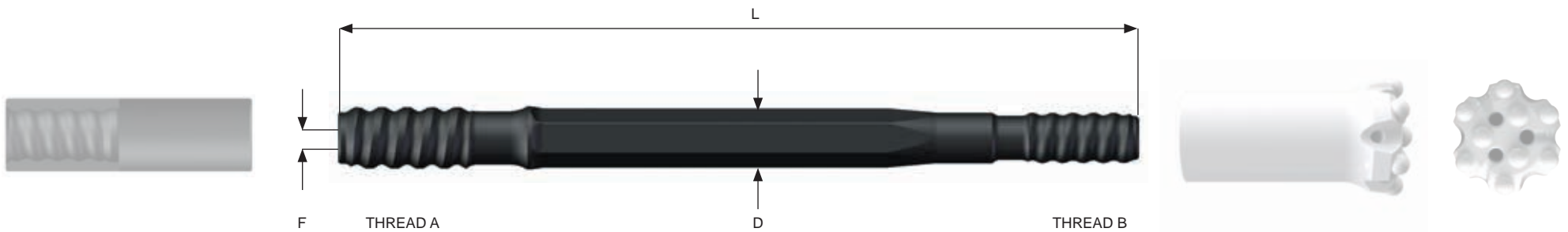


RODS - DRIFTING AND TUNNELING RR34

1 5/16" thread

Drifter Rod - RR34 (1 5/16") bit thread

Order code	Length		Diameter	Thread		Flushing	Product number	Weight	Pcs/box
	L			D	[A]				
	[mm]	[ft - in]	[mm]			[mm]		[kg]	
Drifter Rod C38 - Hex35 - RR34									
MM-C38-35H-RR34-3700	3700	12' 1 5/8"	HEX35	C38	RR34	9,5	06D-07-5324	28,7	40
MM-C38-35H-RR34-4305	4305	14' 1 1/2"	HEX35	C38	RR34	9,5	06D-07-3967	33,5	30
MM-C38-35H-RR34-4915	4915	16' 1 1/2"	HEX35	C38	RR34	9,5	06D-07-3968	38,2	30
MM-C38-35H-RR34-5525	5525	18' 1 1/2"	HEX35	C38	RR34	9,5	06D-07-3969	43,0	30



R35 DRIFTING AND TUNNELING - BITS

1 3/8" thread



R35 (1 3/8") . threads

Order code	Diameter		Body	Gauge	Buttons				Flushing		Product number		Weight [kg]	Pcs/box
	[mm]	[in]			[No.]	[mm]	[No.]	[mm]	[No.]	[No.]	[SuperDome]	[Ballistic]		
HTG 35R48S	48	1 7/8"		35°	3 x 9	6 x 10	3	2	04-135-048-3725	04-135-048-3726	0,9	10		
HTG 35R48Se	48	1 7/8"		35°	4 x 9	8 x 10	5	2	2000422	2000423	0,9	10		
HTG 35R51S	51	2"		35°	3 x 9	6 x 10	3	1	04-135-051-4682	04-135-051-4683	0,9	10		




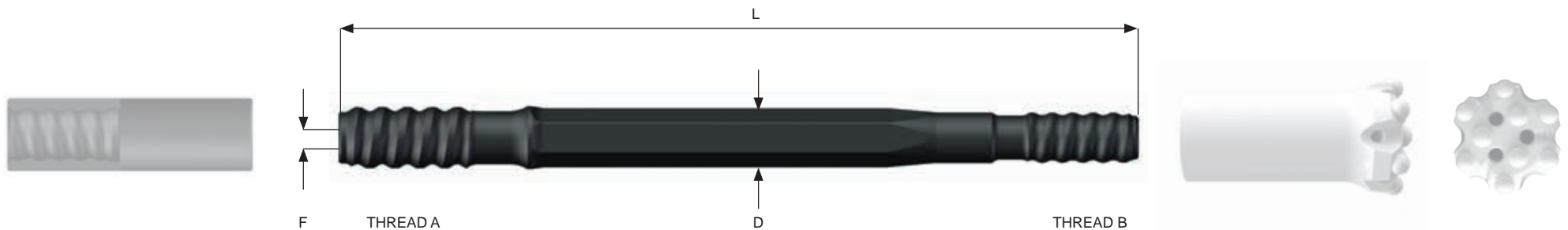
HTG 35R48S
HTG 35R51S



HTG 35R48Se

Drifter Rod - R35 (1 3/8") bit thread


Order code	Length		Diameter	Thread		Flushing	Product number	Weight	Pcs/box
	L	D		[A]	[B]				
	[mm]	[ft - in]	[mm]			[mm]		[kg]	
Drifter Rod C38 - Hex35 - R35									
MM-C38-35H-R35-3090	3090	10' 1 5/8"	HEX35	C38	R35	9,5	06D-07-4348	24,1	50
MM-C38-35H-R35-3700	3700	12' 1 5/8"	HEX35	C38	R35	9,5	06D-07-4349	28,9	40
MM-C38-35H-R35-4305	4305	14' 1 1/2"	HEX35	C38	R35	9,5	06D-07-3021	33,7	30
MM-C38-35H-R35-4915	4915	16' 1 1/2"	HEX35	C38	R35	9,5	06D-07-4350	38,5	30
MM-C38-35H-R35-5525	5525	18' 1 1/2"	HEX35	C38	R35	9,5	06D-07-4057	43,3	30
MM-C38-35H-R35-6135	6135	20' 1 1/2"	HEX35	C38	R35	9,5	06D-07-6135	47,9	20
MM-C38-35H-R35-6440	6440	21'	HEX35	C38	R35	9,5	06D-07-4351	50,5	20



R35 DRIFTING AND TUNNELING - RODS

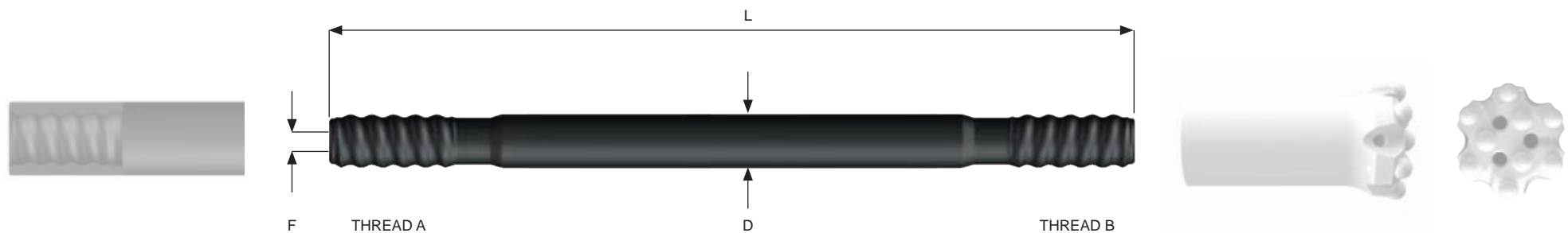
1 3/8" thread

Drifter Rod - R35 (1 3/8") bit thread

Order code	Length		Diameter D [mm]	Thread		Flushing F [mm]	Product number	Weight [kg]	Pcs/box 
	L [mm]	[ft - in]		[A]	[B]				

Drifter Rod C38 - round 39 - R35

MM-C38-39R-R35-4305	4305	14' 1 1/2"	RND39	C38	R35	10,3	06D-07-4352	36,9	30
MM-C38-39R-R35-4915	4915	16' 1 1/2"	RND39	C38	R35	10,3	06D-07-4353	42,2	30
MM-C38-39R-R35-5525	5525	18' 1 1/2"	RND39	C38	R35	10,3	06D-07-3974	47,5	20
MM-C38-39R-R35-6135	6135	20' 1 1/2"	RND39	C38	R35	10,3	06D-07-3975	52,8	20
MM-C38-39R-R35-6440	6440	21'	RND39	C38	R35	10,3	06D-07-3976	55,4	20



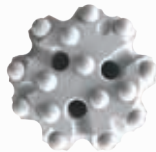
LONG HOLE DRILLING





LONG HOLE DRILLING

Production drilling




MEDIUM AND
HARD ROCK MODEL

A, AR



ALL-ROUND MODEL

S, SR



EVOLUTION MODEL
FOR HIGH POWER AND
FREQUENCY DRILLING

Se, SRe



EVOLUTION DROP CENTER
MODEL FOR STRAIGHTER
HOLES WITH MAXIMUM
FLUSHING PROPERTIES

De, DRe

Please note: Face designs might vary depending on bit diameter.



Robit

Long Hole
Drilling

R32 LONG HOLE DRILLING - BITS

1 1/4" thread



R32 (1 1/4") . threads

Order code	Diameter		Body	Gauge	Buttons				Flushing		Product number		Weight [kg]	Pcs/box
	[mm]	[in]			[No.]	[mm]	[No.]	[mm]	[No.]	[No.]	[SuperDome]	[Ballistic]		
HTG 32R51S	51	2"		35°	3 x 9	6 x 10	3	1	04-132-051-3821	04-132-051-3822	0,9	10		
HTG 32R51SR	51	2"		35°	3 x 9	6 x 10	3	1	04-132-051-4590	04-132-051-4591	1,1	10		
HTG 32R51Se	51	2"		35°	4 x 9	8 x 10	5	1	2000097	2000098	0,9	10		
HTG 32R54S	54	2 1/8"		35°	3 x 10	6 x 10	3	1	04-132-054-5171	04-132-054-5172	0,9	10		
HTG 32R57S	57	2 1/4"		35°	3 x 10	6 x 10	3	1	04-132-057-5602	04-132-057-5603	1,1	10		
HTG 32R64A	64	2 1/2"		35°	4 x 10	8 x 10	2	-	04-132-064-2037	04-132-064-2038	1,5	5		
HTG 32R64AR	64	2 1/2"		35°	5 x 10	8 x 10	2	1	04-132-064-2250	04-132-064-2251	2,0	5		
HTG 32R64DRe	64	2 1/2"		35°	5 x 9	8 x 10	5	-	2000685	2000686	2,0	5		



HTG 32R51S
HTG 32R54S
HTG 32R57S



HTG 32R51SR



HTG 32R51Se



HTG 32R64A



HTG 32R64AR



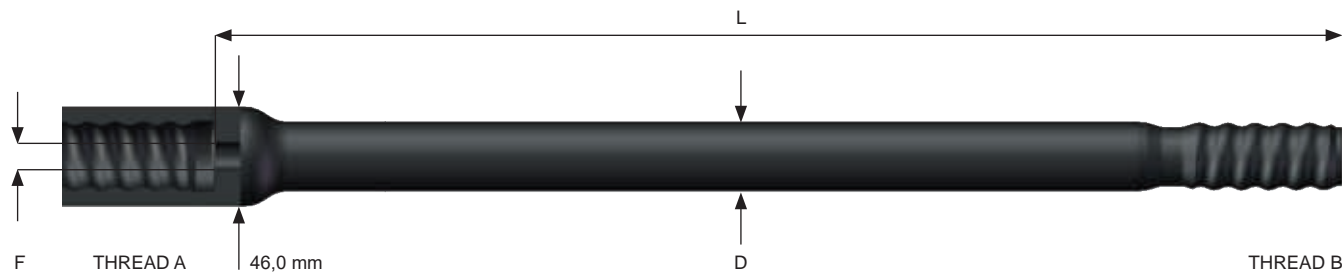
HTG 32R64DRe

Extension Rod (Male/Female) - R32 (1 1/4") bit thread

Order code	Length		Diameter	Thread		Flushing	Product number	Weight	Pcs/box
	L			D	[A]				
	[mm]	[ft - in]	[mm]			[mm]		[kg]	

Extension M/F Rod R32 - round 32 - R32 - FC (Fully Carburized also suitable for underground)

MF-R32-32R-R32-0915-FC	915	3'	RND32	R32	R32	9,2	06B-07-2910	5,3	32
MF-R32-32R-R32-1220-FC	1220	4'	RND32	R32	R32	9,2	06B-07-2876	7,3	32
MF-R32-32R-R32-1525-FC	1525	5'	RND32	R32	R32	9,2	06B-07-2419	8,9	32
MF-R32-32R-R32-1830-FC	1830	6'	RND32	R32	R32	9,2	06B-07-3020	10,5	32



C38 LONG HOLE DRILLING - BITS

1 1/2" thread



C38 (1 1/2") . threads

Order code	Diameter		Body	Gauge	Buttons			Flushing		Product number		Weight [kg]	Pcs/box
	[mm]	[in]			[No.]	[mm]	[No.]	[mm]	[No.]	[No.]	[SuperDome]		
HTG 38C64A	64	2 1/2"		35°	4 x 10	8 x 11	2	-	01-238-064-2244	01-238-064-2245	1,6	5	
HTG 38C64De	64	2 1/2"		35°	5 x 9	8 x 10	5	-	2000452	2000453	1,6	5	
HTG 38C64DRe	64	2 1/2"		35°	5 x 9	8 x 10	5	-	01-238-064-0864	01-238-064-0865	1,9	5	
HTG 38C70De	70	2 3/4"		35°	5 x 10	8 x 10	5	-	2000687	2000688	1,9	4	
HTG 38C70DRe	70	2 3/4"		35°	5 x 10	8 x 10	5	-	2000689	2000690	2,6	4	
HTG 38C76A	76	3"		35°	5 x 10	9 x 10	3	-	01-238-076-2048	01-238-076-2049	2,2	4	
HTG 38C76De	76	3"		35°	5 x 11	8 x 11	5	-	2000449	2000450	2,4	4	
HTG 38C76AR	76	3"		35°	5 x 10	9 x 10	3	-	01-238-076-2157	01-238-076-2158	3,3	4	
HTG 38C76DRe	76	3"		35°	5 x 11	8 x 11	5	-	2000446	2000447	3,2	4	



HTG 38C64A



HTG 38C64De
HTG 38C70De
HTG 38C76De



HTG 38C64DRe
HTG 38C70DRe
HTG 38C76DRe



HTG 38C76A



HTG 38C76AR

Extension Rod (Male/Female) - C38 (1 1/2") bit thread

Order code	Length		Diameter	Thread		Flushing	Product number	Weight	Pcs/box
	L			D	[A]				
	[mm]	[ft - in]	[mm]			[mm]		[kg]	

Extension M/F Rod C38 - round 39 - C38 - FC (Fully Carburized also suitable for underground)

MF-C38-39R-C38-1220-FC	1220	4'	RND39	C38	C38	14,5	06B-07-2911	10,6	32
MF-C38-39R-C38-1525-FC	1525	5'	RND39	C38	C38	14,5	06B-07-2420	13,1	24
MF-C38-39R-C38-1830-FC	1830	6'	RND39	C38	C38	14,5	06B-07-2879	15,6	24



C45 LONG HOLE DRILLING - BITS

1 3/4" thread



C45 (1 3/4") - threads

Order code	Diameter		Body	Gauge	Buttons				Flushing		Product number		Weight [kg]	Pcs/box
	[mm]	[in]			↘	[No.] [mm]	[No.] [mm]	[No.] [mm]	[No.] [mm]	[SuperDome]	[Ballistic]			
HTG 45C70DRe	70	2 3/4"		35°	5 x 10	8 x 10	5	-	2000695	2000696	2,5	4		
HTG 45C76A	76	3"		35°	5 x 10	9 x 10	3	-	01-245-076-2350	01-245-076-2351	2,5	4		
HTG 45C76B	76	3"		35°	4 x 12	8 x 13	2	-	01-245-076-2081	01-245-076-2082	2,6	4		
HTG 45C76De	76	3"		35°	5 x 11	8 x 11	5	-	2000443	2000444	2,6	4		
HTG 45C76AR	76	3"		35°	5 x 10	9 x 10	3	-	01-245-076-2168	01-245-076-2169	2,9	4		
HTG 45C76BR	76	3"		35°	4 x 12	8 x 13	2	-	01-245-076-2283	01-245-076-2284	2,9	4		
HTG 45C76DRe	76	3"		35°	5 x 11	8 x 11	5	-	01-245-076-0398	01-245-076-0866	2,9	4		
HTG 45C83DRe	83	3 1/4"		35°	5 x 12	8 x 12	5	-	2000470	2000471	3,6	4		
HTG 45C89A	89	3 1/2"		35°	6 x 12	9 x 12	3	-	01-245-089-1169	01-245-089-1172	3,4	2		
HTG 45C89De	89	3 1/2"		35°	5 x 12	8 x 12	5	-	2000363	2000364	2,9	2		
HTG 45C89AR	89	3 1/2"		35°	6 x 12	9 x 12	3	-	01-245-089-1176	01-245-089-1180	4,8	2		
HTG 45C89DRe	89	3 1/2"		35°	5 x 12	8 x 12	5	-	2000113	2000114	4,7	2		



HTG 45C70DRe
HTG 45C76DRe
HTG 45C83DRe
HTG 45C89DRe



HTG 45C76A



HTG 45C76B



HTG 45C76De
HTG 45C89De



HTG 45C76AR



HTG 45C76BR




HTG 45C89A



HTG 45C89AR

Extension Rod (Male/Female) - C45 (1 3/4") bit thread

Order code	Length		Diameter	Thread		Flushing	Product number	Weight	Pcs/box
	L			D	[A]				
	[mm]	[ft - in]	[mm]			[mm]		[kg]	
Extension M/F Rod C45 - round 46 - C45 - FC (Fully Carburized also suitable for underground)									
MF-C45-46R-C45-1525-FC	1525	5'	RND46	C45	C45	17,0	06B-07-2421	18,2	24
MF-C45-46R-C45-1830-FC	1830	6'	RND46	C45	C45	17,0	06B-07-3019	21,5	24



C51 LONG HOLE DRILLING - BITS

2" thread



C51 (2") - threads

Order code	Diameter		Body	Gauge	Buttons			Flushing		Product number		Weight [kg]	Pcs/box
	[mm]	[in]			[No.]	[mm]	[No.]	[mm]	[No.]	[No.]	[SuperDome]		
HTG 51C83DRe	83	3¼"		35°	5 x 12	8 x 12	5	-	2000158	2000159	3,4	2	
HTG 51C89A	89	3½"		35°	6 x 12	9 x 12	3	-	01-251-089-2104	01-251-089-2105	3,7	2	
HTG 51C89De	89	3½"		35°	5 x 12	8 x 12	5	-	2000037	2000038	3,7	2	
HTG 51C89AR	89	3½"		35°	6 x 12	9 x 12	3	-	01-251-089-1240	01-251-089-1243	4,3	2	
HTG 51C89DRe	89	3½"		35°	5 x 12	8 x 12	5	-	01-251-089-0877	01-251-089-0878	4,3	2	
HTG 51C102A	102	4"		35°	6 x 13	9 x 13	3	-	01-251-102-2063	01-251-102-2064	4,6	2	
HTG 51C102De	102	4"		35°	5 x 14	8 x 14	5	-	01-251-102-0868	01-251-102-0869	4,5	2	
HTG 51C102AR	102	4"		35°	6 x 13	9 x 13	3	-	01-251-102-2559	01-251-102-2732	6,2	2	
HTG 51C102DRe	102	4"		35°	5 x 14	9 x 14	5	-	2000103	2000104	6,3	2	



HTG 51C83DRe
HTG 51C89DRe



HTG 51C89A



HTG 51C89De



HTG 51C89AR



HTG 51C102A



HTG 51C102De




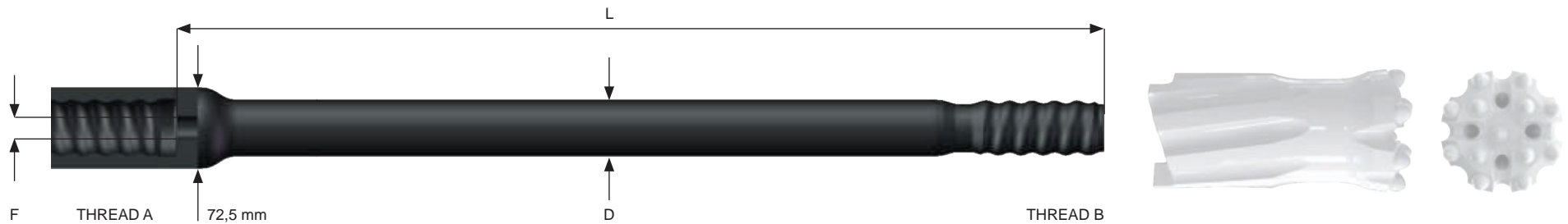
HTG 51C102AR



HTG 51C102DRe

Extension Rod (Male/Female) - C51 (2") bit thread

Order code	Length		Diameter	Thread		Flushing	Product number	Weight	Pcs/box
	L			D	[A]				
	[mm]	[ft - in]	[mm]			[mm]		[kg]	
Extension M/F Rod C51 - round 52 - C51 - FC (Fully Carburized also suitable for underground)									
MF-C51-52R-C51-1525-FC	1525	5'	RND52	C51	C51	21,5	06B-07-3248	23,3	18
MF-C51-52R-C51-1830-FC	1830	6'	RND52	C51	C51	21,5	06B-07-2883	27,3	18



CT38, CT45, CT58 & CT68 LONG HOLE DRILLING - BITS

1 1/2", 1 3/4", 2 1/4" & 2 11/16" thread



CT38, CT45, CT58 & CT68 (1 1/2", 1 3/4", 2 1/4" & 2 11/16") - threads

Order code	Diameter		Body	Gauge	Buttons			Flushing		Product number		Weight [kg]	Pcs/box
	[mm]	[in]			↘	[No.] [mm]	[No.] [mm]	[No.] [No.]	[No.] [No.]	[SuperDome]	[Ballistic]		
HTG 38CT64DRe	64	2 1/2"		35°	5 x 9	8 x 10	5	-	2000713	2000714	2,0	5	
HTG 45CT76DRe	76	3"		35°	5 x 11	8 x 11	5	-	2000715	2000716	3,0	4	
HTG 45CT89DRe	89	3 1/2"		35°	5 x 12	8 x 12	5	-	2000717	2000718	4,8	2	
HTG 58CT89DRe	89	3 1/2"		35°	5 x 12	8 x 12	5	-	2000582	2000583	4,5	2	
HTG 68CT102De	102	4"		35°	5 x 12	8 x 14	5	-	2000719	2000720	4,0	1	
HTG 68CT102DRe	102	4"		35°	5 x 14	8 x 14	5	-	2000496	2000497	5,7	1	
HTG 68CT115De	115	4 1/2"		35°	4 x 14 2 x 12	8 x 14	5	-	2000721	2000722	6,0	1	



HTG 38CT64DRe
HTG 45CT76DRe
HTG 45CT89DRe
HTG 58CT89DRe
HTG 68CT102DRe



HTG 68CT102De



HTG 68CT115De

DRILL TUBES - LONG HOLE DRILLING

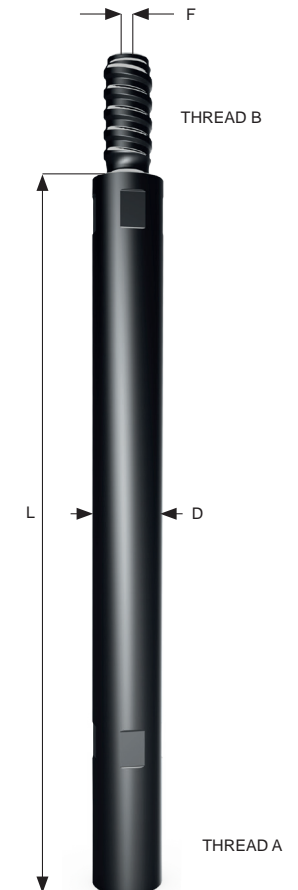
CT38, CT45, CT58 & CT68

1 1/2", 1 3/4", 2 1/4" & 2 11/16" thread

Long Hole
Drilling

CT38, CT45, CT58 & CT68 (1 1/2", 1 3/4", 2 1/4" & 2 11/16") - threads (shoulder drive)

Order code	Length		Diameter	Thread		Flushing	Product number
	L		D	F		F	
	[mm]	[ft - in]	[mm]	[A]	[B]	[mm]	
TH Drill Tube MF CT38 056/1220	1220	4'	56	CT38	CT38	14,5	2000218
TH Drill Tube MF CT38 056/1525	1525	5'	56	CT38	CT38	14,5	2000217
TH Drill Tube MF CT38 056/1830	1830	6'	56	CT38	CT38	14,5	08-238-056-0470
TH Drill Tube MF CT45 065/1220	1220	4'	65	CT45	CT45	17	08-245-065-0716
TH Drill Tube MF CT45 065/1525	1525	5'	65	CT45	CT45	17	08-245-065-0717
TH Drill Tube MF CT45 065/1830	1830	6'	65	CT45	CT45	17	08-245-065-6802
TH Drill Tube MF CT58 076/1220	1220	4'	76	CT58	CT58	26	2000216
TH Drill Tube MF CT58 076/1525	1525	5'	76	CT58	CT58	26	2000215
TH Drill Tube MF CT58 076/1830	1830	6'	76	CT58	CT58	26	2000001
TH Drill Tube MF CT68 087/1220	1220	4'	87	CT68	CT68	30	2000214
TH Drill Tube MF CT68 087/1525	1525	5'	87	CT68	CT68	30	2000152
TH Drill Tube MF CT68 087/1830	1830	6'	87	CT68	CT68	30	2000002



REAMING EQUIPMENT





REAMING EQUIPMENT

Pilot adapters - Chisels - Reamers - Dome reamers

Please note: Face designs might vary depending on bit diameter.





R28

1 1/8" thread

R32

1 1/4" thread

RR34

1 5/16" thread

R35

1 9/16" thread

C38

1 1/2" thread

REAMING EQUIPMENT - DOME REAMERS

R28 (1 1/8"), R32 (1 1/4"), RR34 (1 5/16"), R35 (1 9/16") & C38 (1 3/8") - threads

Order code	Diameter				Buttons				Flushing		Product number	Weight
	[mm]	[in]	[mm]	[in]	[No.]	[mm]	[No.]	[mm]	[No.]	[No.]		
Dome reamers												
HTG 28R76 DOME	76	3"	35	1 3/8"	4 x 8	12 x 11	2	2	04-128-076-5149	2,1		
HTG 32R76 DOME	76	3"	40	1 5/8"	4 x 9	12 x 11	2	2	04-132-076-3890	2,1		
HTG 32R89 DOME	89	3 1/2"	40	1 5/8"	4 x 9	12 x 12	2	2	04-132-089-2265	2,8		
HTG 32R102 DOME	102	4"	40	1 5/8"	4 x 9	14 x 12	2	2	04-132-102-2268	3,4		
HTG 32R127 DOME	127	5"	40	1 5/8"	4 x 9	18 x 14	2	2	04-132-127-2938	5,5		
HTG 34RR89 DOME	89	3 1/2"	40	1 5/8"	4 x 9	12 x 12	2	2	04-K34-089-3182	2,4		
HTG 34RR102 DOME	102	4"	44	1 3/4"	4 x 10	14 x 12	2	2	04-K34-102-3523	3,7		
HTG 34RR127 DOME	127	5"	44	1 3/4"	4 x 10	18 x 14	2	2	04-K34-127-3525	5,6		
HTG 35R89 DOME	89	3 1/2"	44	1 3/4"	4 x 10	12 x 12	2	2	04-135-089-3934	2,8		
HTG 35R102 DOME	102	4"	44	1 3/4"	4 x 10	14 x 12	2	2	04-135-102-2043	3,9		
HTG 35R127 DOME	127	5"	44	1 3/4"	4 x 10	18 x 14	2	2	04-135-127-2683	5,6		
HTG 38C89 DOME	89	3 1/2"	58	2 1/4"	5 x 12	12 x 12	2	2	01-238-089-2979	3,4		
HTG 38C102 DOME	102	4"	52	2"	5 x 10	12 x 12	2	2	01-238-102-3520	4,5		
HTG 38C127 DOME	127	5"	58	2 1/4"	5 x 12	18 x 14	2	2	01-238-127-3946	6,9		
HTG 38C152 DOME	152	6"	84	3 5/16"	5 x 14	21 x 14	3	2	01-238-153-3476	10,7		

DOME REAMERS - REAMING EQUIPMENT

C45

1 3/4" thread

CT45

1 3/4" thread

C51

2" thread

CT58

2 1/4" thread

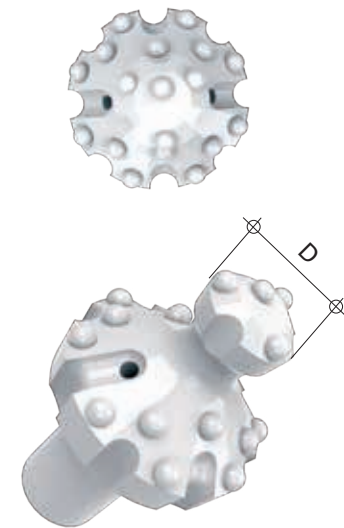
CT68

2 1/16" thread

Reaming
Equipment

C45 (1 3/4"), CT45 (1 3/4"), C51 (2"), CT58 (2 1/4") & CT68 (2 1/16") - threads

Order code	Diameter				Buttons				Flushing		Product number [SuperDome]	Weight [kg]
	[mm]	[in]	[mm]	[in]	[No.]	[mm]	[No.]	[mm]	[No.]	[No.]		
Dome reamers												
HTG 45C102 DOME	102	4"	58	2 1/4"	5 x 10	12 x 12	2	2	2000155	5		
HTG 45C180 DOME	180	7"	73	2 7/8"	4 x 14	21 x 16	3	2	01-245-180-5212	17,9		
HTG 45C220 DOME	220	8 11/16"	100	4"	5 x 14	24 x 16	4	2	01-245-220-4250	29,2		
HTG 45CT127 DOME	127	5"	58	2 1/4"	4 x 12	18 x 14	2	2	01-245-127-5815	7,3		
HTG 45CT152 DOME	152	6"	73	2 7/8"	3 x 14	21 x 14	4	2	01-245-152-5968	12,4		
HTG 51C152 DOME	152	6"	87	3 1/16"	5 x 14	21 x 14	3	2	01-251-152-5147	12,6		
HTG 51C220 DOME	220	8 11/16"	100	4"	5 x 14	24 x 16	4	2	01-251-220-4248	29,6		
HTG 58CT152 DOME	152	6"	80	3 1/8"	5 x 14	21 x 14	3	2	01-358-152-4847	14,1		
HTG 58CT220 DOME	220	8 11/16"	140	8 1/2"	6 x 14	21 x 16	4	2	01-358-220-5788	34,3		
HTG 68CT152 DOME	152	6"	90	3 9/16"	5 x 14	21 x 14	4	2	01-368-152-4926	13,6		
HTG 68CT210 DOME	210	8 1/4"	100	4"	5 x 14	21 x 16	4	2	01-368-210-3647	25,9		



R32

1 1/4" thread







R35

1 3/8" thread

REAMING EQUIPMENT - ADAPTERS & REAMERS



R32 (1 1/4") & R35 (1 3/8") . threads

Order code	Buttons		Flushing		Product number		Weight		
									
	[No.]	[mm]	[No.]	[mm]	[No.]	[No.]	[SuperDome]	[Ballistic]	[kg]
Adapters									
Pilot adapter R32/R32			1	2	04-132-132-0410	-			2,4
Pilot adapter R35/R35			1	2	04-135-135-0464	-			2,4
Pilot adapter R32 Chisel					06L-24-0609	-			2,5
Pilot adapter R35 Chisel					06L-24-0608	-			2,5
Reamers									
Reamer 89	4 x 10	8 x 12	-	-	04-012-089-0285	-			1,8
Reamer 102	4 x 12	8 x 12	-	-	04-012-102-0286	-			2,5
Reamer 127	4 x 14	8 x 14	-	-	04-012-127-0287	-			3,3
Reamer 140	5 x 14	10 x 14	-	-	04-012-140-3493	-			4,8




NOTES

FOREPOLING





FOREPOLING











Forepoling

RoX+ FOREPOLING - BITS



RoX+

Order code	Casing				Ring bit				Pilot bit		Thread	Product number	
													
	[mm]	[in]	[mm]	[in]	[mm]	[in]	[mm]	[in]	[mm]	[in]			
RoX+ 76,1/4	76,1	3"	4	0,157	52	2,047	90	3,543	66	2,598	R32	02-132-076-5433	02-011-076-5430
RoX+ 76,1/8	76,1	3"	8	0,315	47	1,850	90	3,543	59	2,323	R32	02-132-076-0021	02-011-076-0001
RoX+ 88,9/4	88,9	3½"	4	0,157	71	2,795	99	3,898	80	3,150	C38	02-238-088-0022	02-011-088-0003
RoX+ 88,9/8	88,9	3½"	8	0,315	50,8	2,000	94,9	3,736	70	2,756	C38	02-238-088-6412	02-011-088-0006
RoX+ 101,6/10	101,6	4"	10	0,394	65	2,559	110	4,331	79	3,110	C38	02-238-101-0026	02-011-101-0012
RoX+ 114,3/5	114,3	4½"	5	0,197	91	3,583	128	5,039	102	4,016	C38	02-238-114-3344	02-011-114-3346
RoX 114,3/10	114,3	4½"	10	0,394	73,5	2,894	120,3	4,736	92,5	3,642	C38	02-238-114-0028	02-011-114-0014
RoX 139,7/10	139,7	5 ½"	10	0,394	94	3,701	145,7	5,736	117,5	4,626	C45	02-245-139-0032	02-011-139-0016
RoX+ 159,0/10	159,0	6 ¼"	10	0,394	119	4,685	169	6,654	137	5,394	C45	02-245-159-3100	02-011-159-3103
RoX+ 168,3/10	168,3	6 ⅝"	10	0,394	127	5,000	182,3	7,177	147	5,787	C45	02-245-168-0035	02-011-168-0019
RoX+ 219,1/12,7	219,1	8 ⅝"	12,7	0,500	167	6,575	234	9,213	191	7,520	C45	02-245-219-5708	02-011-219-5706

Robit C -thread corresponds T, FI, etc.



Top Hammer pilot bit

Top Hammer ring bit



BITS - FOREPOLING RoX+ GFRP

RoX+ GFRP

Order code

Casing

Ring bit

Pilot bit

Thread

Product number



[mm]

[in]

[mm]

[in]

[mm]

[in]

[mm]

[in]

[mm]

[in]

RoX+ GFRP 76,1/8

76,1

3"

8

0,315

47

1,850

90

3,543

59

2,323

R32

02-132-076-0021

02-011-076-2382

RoX+ GFRP 76,1/8

76,1

3"

8

0,315

47

1,850

90

3,543

59

2,323

C35

02-235-076-5449

02-011-076-2382

Robit C -thread corresponds T, FI, etc.




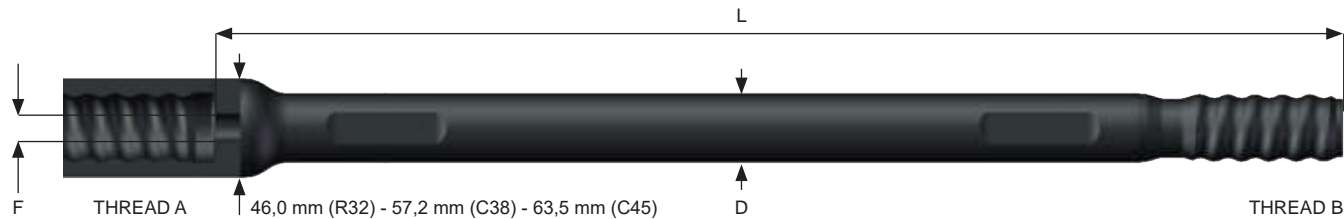
Top Hammer GFRP pilot bit

Top Hammer GFRP ring bit

RoX+ FOREPOLING - RODS

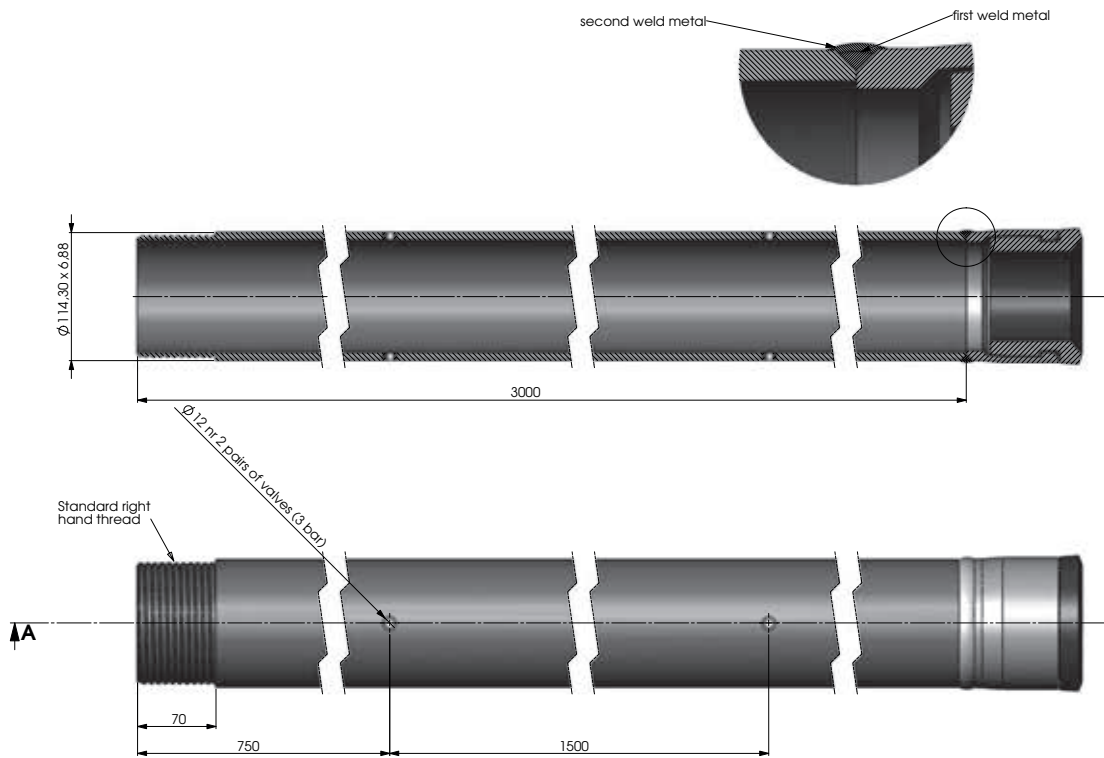
Extension Rod (Male/Female) - R32 (1 1/4"), C38 (1 1/2") and C45 (1 3/4") bit threads

Order code	Length		Diameter D [mm]	Thread		Flushing F [mm]	Product number	Weight [kg]	Pcs/box 
	L [mm]	[ft - in]		[A]	[B]				
Extension M/F Rod R32 - round 32 - R32 FC Spanner flats									
MF-R32-32R-R32-3050	3050	10'	RND32	R32	R32	11,7	3000026	17,1	32
MF-R32-32R-R32-3660	3660	12'	RND32	R32	R32	11,7	3000027	20,9	32
Extension M/F Rod C38 - round 39 - C38 FC Spanner flats									
MF-C38-39R-C38-3050	3050	10'	RND39	C38	C38	14,5	06B-07-5556	25,6	24
MF-C38-39R-C38-3660	3660	12'	RND39	C38	C38	14,5	3000025	30,4	24
Extension M/F Rod C45 - round 46 - C45 FC Spanner flats									
MF-C45-46R-C45-3050	3050	10'	RND46	C45	C45	17,0	3000028	35,7	24
MF-C45-46R-C45-3660	3660	12'	RND46	C45	C45	17,0	3000029	42,5	24

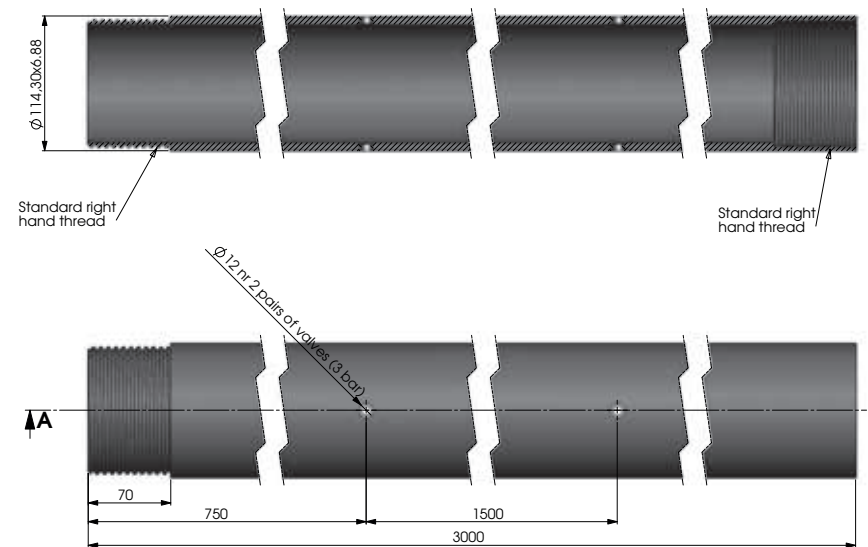


Drill Tubes - e.g. for RoX+ 114,3

Starter Casing



Extension Casing



Forepoling

RoX+ FOREPOLING - DRILLING SYSTEMS

88,9/8



Forepoling Drilling Systems - RoX+ 88,9/8

1. **RoX+ 88,9/8 (02-238-088-0024) pilot bit C38**
2. **RoX+ 88,9/8 ring bit assembly & starter casing**
 - Steel casing Ø88,9/8 including RoX+ 88,9/8 ring bit assembly
 - 1 side male threaded, L=3000 mm with grouting holes + valves
3. **Extension Casing**
 - Steel casing Ø88,9/8, L=3000 mm with grouting holes + valves
 - 2 side male-female threaded, L=3000 mm
4. **Extension M/F Rod C38 - round 39 - C38, L=3050 mm (06B-07-5556) or 3660 mm (3000025)**

Optional

5. **Grouting plug (end cap)**
 - 1 side female threaded with valve
6. **Shank adapter for needed rig/drifter**





Forepoling Drilling Systems - RoX+ 101,6/10

1. **RoX+ 101,6/10 (02-238-101-0026) pilot bit C38**
2. **RoX+ 101,6/10 ring bit assembly & starter casing**
 - Steel casing Ø101,6/10 including RoX+ 101,6/10 ring bit assembly
 - 1 side male threaded, L=3000 mm with grouting holes + valves
3. **Extension Casing**
 - Steel casing Ø101,6/10, L=3000 mm with grouting holes + valves
 - 2 side male-female threaded, L=3000 mm
4. **Extension M/F Rod C38 - round 39 - C38, L=3050 mm (06B-07-5556) or 3660 mm (3000025)**

Optional

5. **Grouting plug (end cap)**
 - 1 side female threaded with valve
6. **Shank adapter for needed rig/drifter**



Forepoling



RoX+ FOREPOLING - DRILLING SYSTEMS

114,3/10



Forepoling Drilling Systems - RoX+ 114,3/10

1. **RoX+ 114,3/10 (02-238-114-0028) pilot bit C38**
2. **RoX+ 114,3/10 ring bit assembly & starter casing**
 - Steel casing Ø114,3/10 including RoX+ 114,3/10 ring bit assembly
 - 1 side male threaded, L=3000 mm with grouting holes + valves
3. **Extension Casing**
 - Steel casing Ø114,3/10, L=3000 mm with grouting holes + valves
 - 2 side male-female threaded, L=3000 mm
4. **Extension M/F Rod C38 - round 39 - C38, L=3050 mm (06B-07-5556) or 3660 mm (3000025)**

Optional

5. **Grouting plug (end cap)**
 - 1 side female threaded with valve
6. **Shank adapter for needed rig/drifter**





Forepoling Drilling Systems - RoX 139,7/10

1. **RoX 139,7/10 (02-245-139-0032) pilot bit C45**
2. **RoX 139,7/10 ring bit assembly & starter casing**
 - Steel casing Ø139,7/10 including RoX 139,7/10 ring bit assembly
 - 1 side male threaded, L=3000 mm with grouting holes + valves
3. **Extension Casing**
 - Steel casing Ø139,7/10, L=3000 mm with grouting holes + valves
 - 2 side male-female threaded, L=3000 mm
4. **Extension M/F Rod C45 - round 46 - C45, L=3050 mm (3000028) or 3660 mm (3000029)**

Optional

5. **Grouting plug (end cap)**
 - 1 side female threaded with valve
6. **Shank adapter for needed rig/drifter**



Forepoling

RoX+ FOREPOLING - DRILLING SYSTEMS

168,3/10



Forepoling Drilling Systems - RoX+ 168,3/10

1. **RoX+ 168,3/10 (02-251-168-0038) pilot bit C45**
2. **RoX+ 168,3/10 ring bit assembly & starter casing**
 - Steel casing Ø168,3/10 including RoX+ 168,3/10 ring bit assembly
 - 1 side male threaded, L=3000 mm with grouting holes + valves
3. **Extension Casing**
 - Steel casing Ø168,3/10, L=3000 mm with grouting holes + valves
 - 2 side male-female threaded, L=3000 mm
4. **Extension M/F Rod C45 - round 46 - C45, L=3050 mm (3000028) or 3660 mm (3000029)**

Optional

5. **Grouting plug (end cap)**
 - 1 side female threaded with valve
6. **Shank adapter for needed rig/drifter**






Forepoling Drilling Systems - RoX+ GFRP 76,1/8

1. **RoX+ GFRP 76,1/8 (02-132-076-0021) pilot bit R32**
2. **RoX+ GFRP 76,1/8 ring bit assembly & starter casing**
 - Fiberglass casing Ø76,1/8 including RoX+ GFRP 76,1/8 ring bit assembly
 - 1 side male threaded, L=2700 mm with grouting holes + valves
3. **Extension Casing**
 - Fiberglass casing Ø76,1/8 including steel coupling, L=3000 mm with grouting holes + valves
 - 2 side male-male threaded, L=3000 mm
4. **Extension M/F Rod R32 - round 32 - R32, L=3050 mm (3000026) or 3660 mm (3000027)**

Optional

5. **Grouting plug (end cap)**
 - 1 side female threaded with valve
6. **Shank adapter for needed rig**

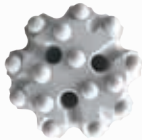


SURFACE DRILLING





SURFACE DRILLING



MEDIUM AND
HARD ROCK MODEL

A, AR



ALL-ROUND MODEL

S, SR



EVOLUTION MODEL
FOR HIGH FREQUENCY
DRILLING

Se, SRe



EVOLUTION DROP CENTER
MODEL FOR STRAIGHTER
HOLES WITH MAXIMUM
FLUSHING PROPERTIES

De, DRe

Please note: Face designs might vary depending on bit diameter.



Surface
Drilling

Robit

R32 SURFACE DRILLING - BITS

1 ¼" thread



R32 (1 ¼") - threads

Order code	Diameter		Body	Gauge	Buttons			Flushing		Product number		Weight [kg]	Pcs/box
	[mm]	[in]			[No.]	[mm]	[No.]	[mm]	[No.]	[No.]	[SuperDome]		
HTG 32R51S	51	2"		35°	3 x 9	6 x 10	3	1	04-132-051-3821	04-132-051-3822	0,9	10	
HTG 32R51SR	51	2"		35°	3 x 9	6 x 10	3	1	04-132-051-4590	04-132-051-4591	1,1	10	
HTG 32R51Se	51	2"		35°	4 x 9	8 x 10	5	1	2000097	2000098	0,9	10	
HTG 32R54S	54	2 1/8"		35°	3 x 10	6 x 10	3	1	04-132-054-5171	04-132-054-5172	0,9	10	
HTG 32R57S	57	2 1/4"		35°	3 x 10	6 x 10	3	1	04-132-057-5602	04-132-057-5603	1,1	10	
HTG 32R64A	64	2 1/2"		35°	4 x 10	8 x 10	2	-	04-132-064-2037	04-132-064-2038	1,5	5	
HTG 32R64AR	64	2 1/2"		35°	5 x 10	8 x 10	2	1	04-132-064-2250	04-132-064-2251	2,0	5	
HTG 32R64DRe	64	2 1/2"		35°	5 x 9	8 x 10	4	-	2000685	2000686	2,0	5	



HTG 32R51S
HTG 32R54S
HTG 32R57S



HTG 32R51SR



HTG 32R51Se



HTG 32R64A




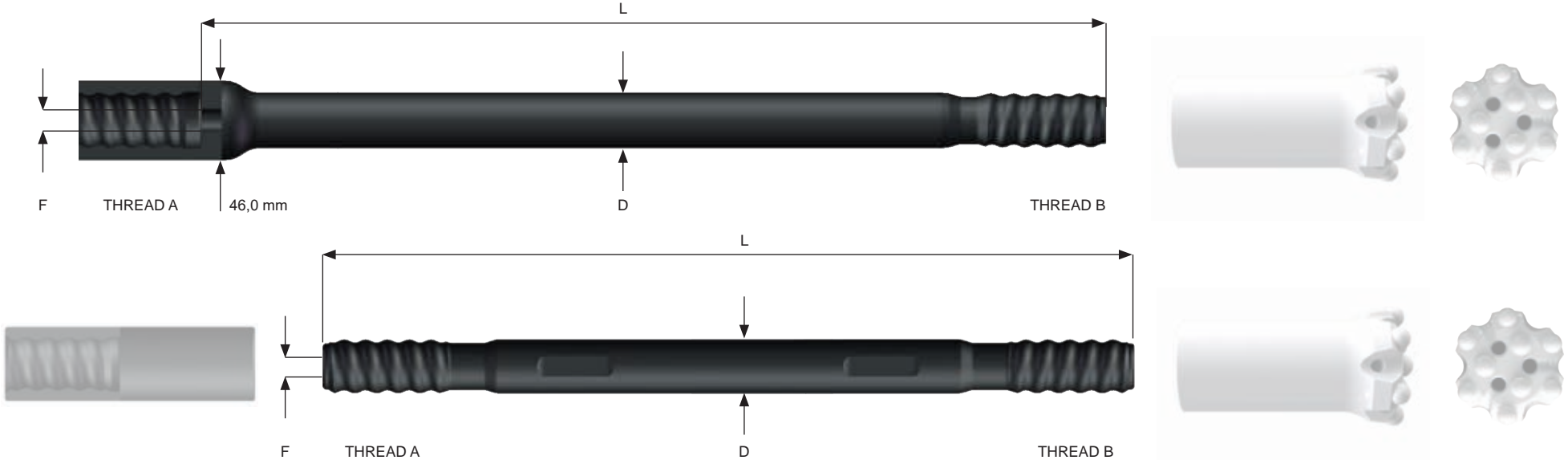
HTG 32R64AR



HTG 32R64DRe

Extension Rod (Male/Female & Male/Male) - R32 (1 1/4") bit thread

Order code	Length		Diameter D [mm]	Thread		Flushing F [mm]	Product number	Weight [kg]	Pcs/box 
	L [mm]	[ft - in]		[A]	[B]				
Extension M/F Rod R32 - round 32 - R32									
MF-R32-32R-R32-3050	3050	10'	RND32	R32	R32	11,7	06B-07-2877	17,1	32
MF-R32-32R-R32-3660	3660	12'	RND32	R32	R32	11,7	06B-07-2492	20,9	32
Extension M/M Rod R32 - round 32 - R32									
MM-R32-32R-R32-3050	3050	10'	RND32	R32	R32	11,7	06A-07-3241	16,5	50
MM-R32-32R-R32-3660	3660	12'	RND32	R32	R32	11,7	06A-07-3242	19,8	50



Surface Drilling

C38 SURFACE DRILLING - BITS

1 1/2" thread



C38 (1 1/2") - threads

Order code	Diameter		Body	Gauge	Buttons			Flushing		Product number		Weight [kg]	Pcs/box
	[mm]	[in]			[No.]	[mm]	[No.]	[mm]	[No.]	[No.]	[SuperDome]		
HTG 38C64A	64	2 1/2"		35°	4 x 10	8 x 11	2	-	01-238-064-2244	01-238-064-2245	1,6	5	
HTG 38C64De	64	2 1/2"		35°	5 x 9	8 x 10	5	-	2000452	2000453	1,6	5	
HTG 38C64DRe	64	2 1/2"		35°	5 x 9	8 x 10	5	-	01-238-064-0864	01-238-064-0865	1,9	5	
HTG 38C70De	70	2 3/4"		35°	5 x 10	8 x 10	5	-	2000687	2000688	1,9	4	
HTG 38C70DRe	70	2 3/4"		35°	5 x 10	8 x 10	5	-	2000689	2000690	2,6	4	
HTG 38C76A	76	3"		35°	5 x 10	9 x 10	3	-	01-238-076-2048	01-238-076-2049	2,2	4	
HTG 38C76De	76	3"		35°	5 x 11	8 x 11	5	-	2000449	2000450	2,4	4	
HTG 38C76AR	76	3"		35°	5 x 10	9 x 10	3	-	01-238-076-2157	01-238-076-2158	3,3	4	
HTG 38C76DRe	76	3"		35°	5 x 11	8 x 11	5	-	2000446	2000447	3,2	4	
HTG 38C89A	89	3 1/2"		35°	6 x 12	9 x 12	3	-	01-238-089-2192	01-238-089-2193	2,8	2	
HTG 38C89De	89	3 1/2"		35°	5 x 12	8 x 12	5	-	2000691	2000692	3,2	2	
HTG 38C89DRe	89	3 1/2"		35°	5 x 12	8 x 12	5	-	2000693	2000694	4,3	2	



HTG 38C64A



HTG 38C64De
HTG 38C70De
HTG 38C76De
HTG 38C89De



HTG 38C64DRe
HTG 38C70DRe
HTG 38C76DRe
HTG 38C89DRe



HTG 38C76A




HTG 38C76AR



HTG 38C89A

Extension Rod (Male/Female & Male/Male) - C38 (1 1/2") bit thread

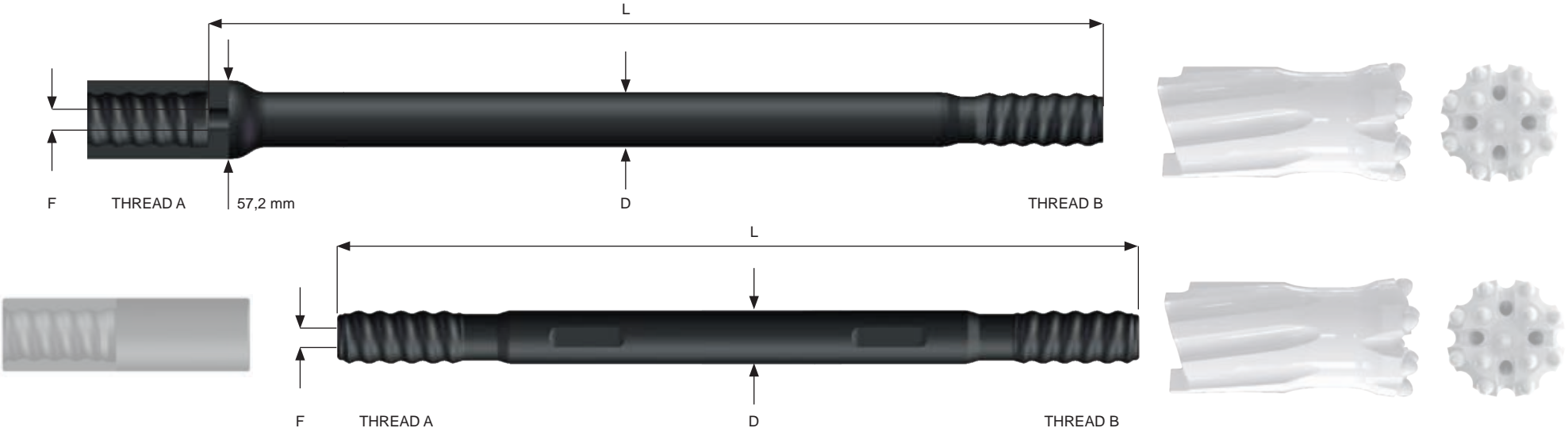
Order code	Length		Diameter	Thread		Flushing	Product number	Weight	Pcs/box
	L			D	[A]				
	[mm]	[ft - in]	[mm]			[mm]		[kg]	

Extension M/F Rod C38 - round 39 - C38

MF-C38-39R-C38-3050	3050	10'	RND39	C38	C38	14,5	06B-07-2199	25,6	24
MF-C38-39R-C38-3660	3660	12'	RND39	C38	C38	14,5	06B-07-2491	30,4	24
MF-C38-39R-C38-4265	4265	14'	RND39	C38	C38	14,5	06B-07-3243	35,2	24

Extension M/M Rod C38 - round 39 - C38

MM-C38-39R-C38-3050	3050	10'	RND39	C38	C38	14,5	06A-07-0492	24,3	50
MM-C38-39R-C38-3660	3660	12'	RND39	C38	C38	14,5	06A-07-0491	29,2	40



Surface Drilling

C45 SURFACE DRILLING - BITS

1 3/4" thread



C45 (1 3/4") - threads

Order code	Diameter		Body	Gauge	Buttons			Flushing		Product number		Weight [kg]	Pcs/box
	[mm]	[in]			[No.]	[mm]	[No.]	[mm]	[No.]	[No.]	[SuperDome]		
HTG 45C70DRe	70	2 3/4"		35°	5 x 10	8 x 10	5	-	2000695	2000696	2,5	4	
HTG 45C76A	76	3"		35°	5 x 10	9 x 10	3	-	01-245-076-2350	01-245-076-2351	2,5	4	
HTG 45C76B	76	3"		35°	4 x 12	8 x 13	2	-	01-245-076-2081	01-245-076-2082	2,6	4	
HTG 45C76De	76	3"		35°	5 x 11	8 x 11	5	-	2000443	2000444	2,6	4	
HTG 45C76AR	76	3"		35°	5 x 10	9 x 10	3	-	01-245-076-2168	01-245-076-2169	2,9	4	
HTG 45C76BR	76	3"		35°	4 x 12	8 x 13	2	-	01-245-076-2283	01-245-076-2284	2,9	4	
HTG 45C76DRe	76	3"		35°	5 x 11	8 x 11	5	-	01-245-076-0398	01-245-076-0866	2,9	4	
HTG 45C83DRe	83	3 1/4"		35°	5 x 12	8 x 12	5	-	2000470	2000471	3,6	4	



HTG 45C70DRe
HTG 45C76DRe
HTG 45C83DRe



HTG 45C76A



HTG 45C76B



HTG 45C76De



HTG 45C76AR











HTG 45C76BR

BITS - SURFACE DRILLING

C45

1 3/4" thread

C45 (1 3/4") - threads

Order code	Diameter		Body	Gauge	Buttons		Flushing		Product number		Weight [kg]	Pcs/box
	[mm]	[in]			[No.]	[mm]	[No.]	[mm]	[No.]	[No.]		
HTG 45C89A	89	3 1/2"		35°	6 x 12	9 x 12	3	-	01-245-089-1169	01-245-089-1172	3,4	2
HTG 45C89De	89	3 1/2"		35°	5 x 12	8 x 12	5	-	2000363	2000364	2,9	2
HTG 45C89AR	89	3 1/2"		35°	6 x 12	9 x 12	3	-	01-245-089-1176	01-245-089-1180	4,8	2
HTG 45C89DRe	89	3 1/2"		35°	5 x 12	8 x 12	5	-	2000113	2000114	4,7	2
HTG 45C102A	102	4"		35°	6 x 13	9 x 13	3	-	01-245-102-2554	01-245-102-2556	4,4	2
HTG 45C102De	102	4"		35°	5 x 14	8 x 14	5	-	2000699	2000700	4,6	2
HTG 45C102DRe	102	4"		35°	5 x 14	8 x 14	5	-	2000701	2000702	6,7	2
HTG 45C115DRe	115	4 1/2"		35°	2 x 12 4 x 14	8 x 14	5	-	2000703	2000704	8,4	2



HTG 45C89A



HTG 45C89De



HTG 45C89AR



HTG 45C89DRe



HTG 45C102A



HTG 45C102De



HTG 45C102DRe




HTG 45C115DRe

C45 SURFACE DRILLING - RODS

1 3/4" thread

Extension Rod (Male/Female) - C45 (1 3/4") bit thread


Order code	Length		Diameter D [mm]	Thread		Flushing F [mm]	Product number	Weight [kg]	Pcs/box 
	L [mm]	[ft - in]		[A]	[B]				

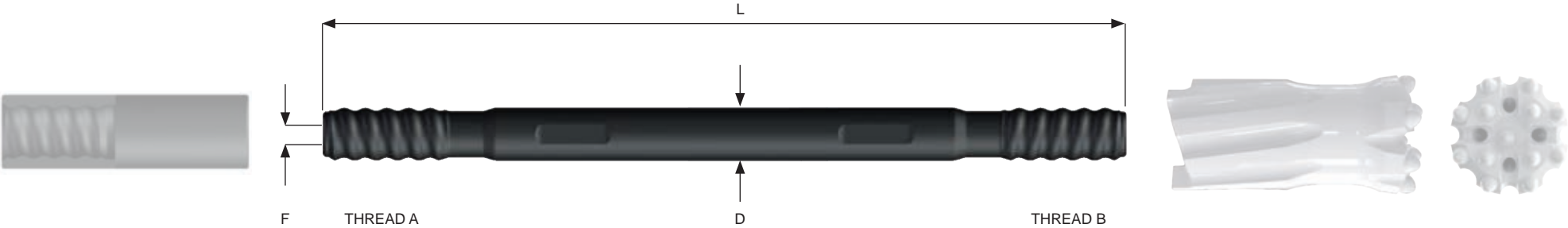
Extension M/F Rod C45 - round 46 - C45

MF-C45-46R-C45-3050	3050	10'	RND46	C45	C45	17,0	06B-07-2882	35,7	24
MF-C45-46R-C45-3660	3660	12'	RND46	C45	C45	17,0	06B-07-0501	42,5	24
MF-C45-46R-C45-4265	4265	14'	RND46	C45	C45	17,0	06B-07-2912	49,5	24
MF-C45-46R-C45-6095	6095	20'	RND46	C45	C45	17,0	06B-07-3244	69,0	16



Extension Rod (Male/Male) - C45 (1 3/4") bit thread

Order code	Length		Diameter D [mm]	Thread		Flushing F [mm]	Product number	Weight [kg]	Pcs/box 
	L [mm]	[ft - in]		[A]	[B]				
Extension M/M Rod C45 - round 46 - C45									
MM-C45-46R-C45-3050	3050	10'	RND46	C45	C45	17,0	06A-07-0489	33,6	30
MM-C45-46R-C45-3660	3660	12'	RND46	C45	C45	17,0	06A-07-2905	40,4	30
MM-C45-46R-C45-4265	4265	14'	RND46	C45	C45	17,0	06A-07-2906	47,1	25



Surface Drilling

C51 SURFACE DRILLING - BITS

2" thread



C51 (2") - threads

Order code	Diameter		Body	Gauge	Buttons			Flushing		Product number		Weight [kg]	Pcs/box
	[mm]	[in]			[No.]	[mm]	[No.]	[mm]	[No.]	[No.]	[SuperDome]		
HTG 51C83DRe	83	3¼"		35°	5 x 12	8 x 12	5	-	2000158	2000159	3,4	2	
HTG 51C89A	89	3½"		35°	6 x 12	9 x 12	3	-	01-251-089-2104	01-251-089-2105	3,7	2	
HTG 51C89De	89	3½"		35°	5 x 12	8 x 12	5	-	2000037	2000038	3,7	2	
HTG 51C89AR	89	3½"		35°	6 x 12	9 x 12	3	-	01-251-089-1240	01-251-089-1243	4,3	2	
HTG 51C89DRe	89	3½"		35°	5 x 12	8 x 12	5	-	01-251-089-0877	01-251-089-0878	4,3	2	
HTG 51C102A	102	4"		35°	6 x 13	9 x 13	3	-	01-251-102-2063	01-251-102-2064	4,6	2	
HTG 51C102De	102	4"		35°	5 x 14	8 x 14	5	-	01-251-102-0868	01-251-102-0869	4,5	2	
HTG 51C102AR	102	4"		35°	6 x 13	9 x 13	3	-	01-251-102-2559	01-251-102-2732	6,2	2	
HTG 51C102DRe	102	4"		35°	5 x 14	8 x 14	5	-	2000103	2000104	6,3	2	



HTG 51C83DRe
HTG 51C89DRe



HTG 51C89A



HTG 51C89De



HTG 51C89AR



HTG 51C102A



HTG 51C102De










HTG 51C102AR



HTG 51C102DRe

C51 (2") - threads

Order code	Diameter		Body	Gauge	Buttons		Flushing		Product number		Weight [kg]	Pcs/box
	[mm]	[in]			[No.] [mm]	[No.] [mm]	[No.]	[No.]	[SuperDome]	[Ballistic]		
HTG 51C115A	115	4½"		35°	7 x 14	10 x 14	3	-	01-251-115-2110	01-251-115-2111	5,9	2
HTG 51C115De	115	4½"		35°	2 x 12 4 x 14	8 x 14	5	-	2000345	2000346	5,7	2
HTG 51C115AR	115	4½"		35°	7 x 14	10 x 14	3	-	01-251-115-2346	01-251-115-2347	8,1	2
HTG 51C115DRe	115	4½"		35°	2 x 12 4 x 14	8 x 14	5	-	2000356	2000357	8,0	2
HTG 51C127De	127	5"		35°	4 x 12 4 x 16	8 x 16	5	-	2000705	2000706	8,1	2
HTG 51C127AR	127	5"		35°	8 x 14	10 x 14	3	-	01-251-127-2316	01-251-127-2317	9,6	2
HTG 51C127DRe	127	5"		35°	4 x 12 4 x 16	8 x 16	5	-	2000707	2000708	10,2	2



HTG 51C115A



HTG 51C115De



HTG 51C115AR



HTG 51C115DRe



HTG 51C127De



HTG 51C127AR




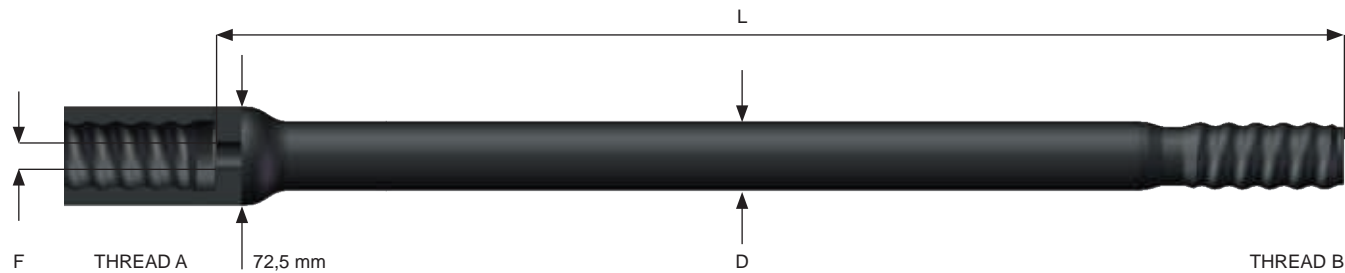
HTG 51C127DRe

C51 SURFACE DRILLING - RODS


2" thread

Extension Rod (Male/Female) - C51 (2") bit thread

Order code	Length		Diameter D [mm]	Thread		Flushing F [mm]	Product number	Weight [kg]	Pcs/box 
	L [mm]	[ft - in]		[A]	[B]				
Extension M/F Rod C51 - round 52 - C51									
MF-C51-52R-C51-3660	3660	12'	RND52	C51	C51	21,5	06B-07-0500	52,5	18
MF-C51-52R-C51-4265	4265	14'	RND52	C51	C51	21,5	06B-07-2884	61,0	18
MF-C51-52R-C51-6095	6095	20'	RND52	C51	C51	21,5	06B-07-3245	85,6	12

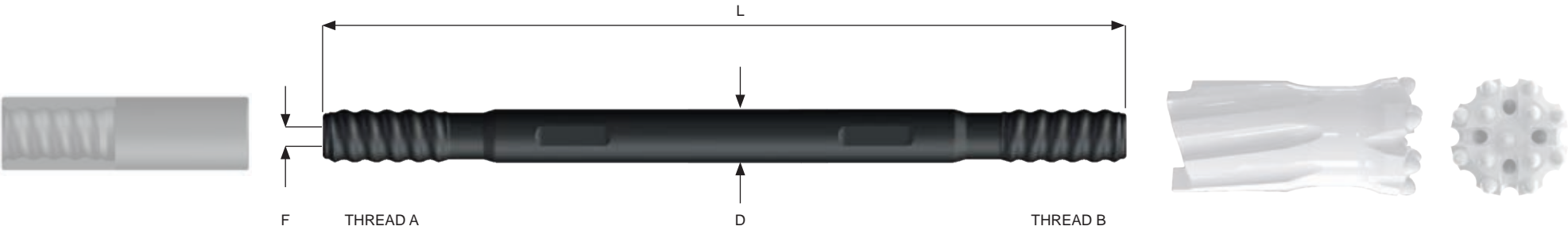


Extension Rod (Male/Male) - C51 (2'') bit thread

Order code	Length		Diameter	Thread		Flushing	Product number	Weight	Pcs/box
	L			D	[A]				
	[mm]	[ft - in]	[mm]			[mm]		[kg]	

Extension M/M Rod C51 - round 52 - C51

MM-C51-52R-C51-3660	3660	12'	RND52	C51	C51	21,5	06A-07-2536	49,8	25
MM-C51-52R-C51-4265	4265	14'	RND52	C51	C51	21,5	06A-07-2909	58,1	20
MM-C51-52R-C51-6095	6095	20'	RND52	C51	C51	21,5	06A-07-3246	83,5	15



Surface Drilling

RG60 SURFACE DRILLING - BITS

2 1/3" thread



RG60 (2 1/3") - threads

Order code	Diameter		Body	Gauge	Buttons				Flushing		Product number		Weight [kg]	Pcs/box
	[mm]	[in]			[No.]	[mm]	[No.]	[mm]	[No.]	[No.]	[SuperDome]	[Ballistic]		
HTG 60RG92AR	92	3 3/8"		35°	6 x 12	9 x 12	3	-	01-460-092-0081	01-460-092-0082	5,8	2		
HTG 60RG95AR	95	3 3/4"		35°	6 x 12	9 x 12	3	-	01-460-095-1375	01-460-095-1376	6,2	2		
HTG 60RG95DRe	95	3 3/4"		35°	5 x 13	8 x 13	5	-	2000163	2000164	6,2	2		
HTG 60RG102A	102	4"		35°	6 x 13	9 x 13	3	-	01-460-102-2562	01-460-102-3395	7,0	2		
HTG 60RG102De	102	4"		35°	5 x 14	8 x 14	5	-	2000408	2000409	6,9	2		
HTG 60RG102AR	102	4"		35°	6 x 13	9 x 13	3	-	01-460-102-2204	01-460-102-2205	7,2	2		
HTG 60RG102DRe	102	4"		35°	5 x 14	8 x 14	5	-	2000110	2000111	7,4	2		
HTG 60RG115AR	115	4 1/2"		35°	6 x 14	9 x 16	3	-	01-460-115-5606	01-460-115-5607	10,0	2		
HTG 60RG115DRe	115	4 1/2"		35°	2 x 12 4 x 14	8 x 14	5	-	2000432	2000433	9,5	2		



HTG 60RG92AR
HTG 60RG95AR



HTG 60RG95DRe
HTG 60RG102DRe



HTG 60RG102A



HTG 60RG102De



HTG 60RG102AR
HTG 60RG115AR










HTG 60RG115DRe

BITS - SURFACE DRILLING **RG60**

2 1/3" thread

RG60 (2 1/3") - threads

Order code	Diameter		Body	Gauge	Buttons		Flushing		Product number		Weight [kg]	Pcs/box
	[mm]	[in]			[No.] [mm]	[No.] [mm]	[No.]	[No.]	[SuperDome]	[Ballistic]		
HTG 60RG127A	127	5"		35°	8 x 14	10 x 14	3	-	01-460-127-2568	01-460-127-3035	8,7	2
HTG 60RG127AR	127	5"		35°	8 x 14	10 x 14	3	-	01-460-127-2570	01-460-127-3037	11,8	2
HTG 60RG127DRe	127	5"		35°	4 x 12 4 x 16	8 x 16	5	-	2000709	2000710	12,0	2
HTG 60RG140A	140	5 1/2"		35°	10 x 14	12 x 16	3	-	01-460-140-2571	01-460-140-3399	10,7	2
HTG 60RG140AR	140	5 1/2"		35°	10 x 14	12 x 16	3	-	01-460-140-2573	01-460-140-3401	15,2	2
HTG 60RG140DRe	140	5 1/2"		35°	4 x 14 4 x 16	8 x 16	5	-	2000536	2000537	14,7	2
HTG 60RG152De	152	6"		35°	4 x 14 4 x 16	8 x 16	5	-	2000711	2000712	13,2	2



HTG 60RG127A



HTG 60RG127AR



HTG 60RG127DRe



HTG 60RG140A



HTG 60RG140AR



HTG 60RG140DRe



HTG 60RG152De

RG60 SURFACE DRILLING - RODS

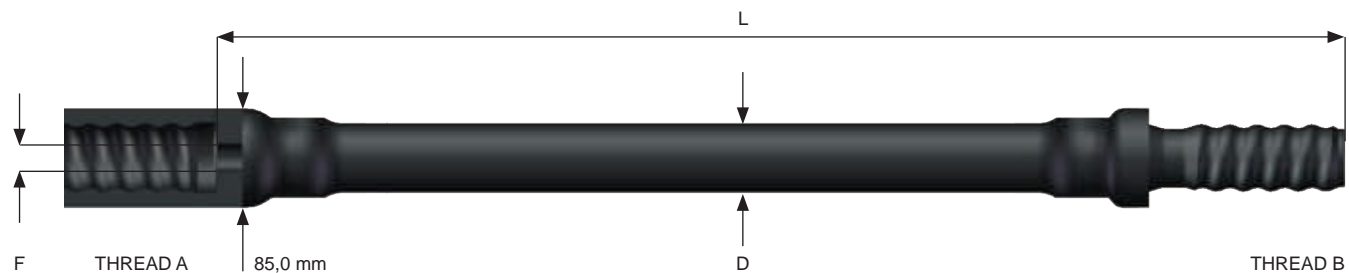
2 1/3" thread

Extension Rod (Male/Female) - RG60 (2 1/3") bit thread

Order code	Length		Diameter D [mm]	Thread		Flushing F [mm]	Product number	Weight [kg]	Pcs/box 
	L [mm]	[ft - in]		[A]	[B]				

Extension M/F Rod RG60 - round 60 - RG60 (for bits from 96 mm)

MF-RG60-60R-RG60-3660	3660	12'	RND60	RG60	RG60	22,5	06B-07-3358	74,1	12
MF-RG60-60R-RG60-4265	4265	14'	RND60	RG60	RG60	22,5	06B-07-0502	85,7	12
MF-RG60-60R-RG60-6095	6095	20'	RND60	RG60	RG60	22,5	06B-07-3359	120,5	10



SHANK ADAPTERS



SHANK ADAPTERS

For drifters of manufacturer:

Epiroc · Furukawa · Gardner Denver · Ingersoll Rand · Montabert · Sandvik





SHANK ADAPTERS

Index

Epiroc

BBC 51, 52, 54 . 120	91
BBE 57, 5701	91
COP MD20	91
COP 125, 130, 131	91
COP 1036, 1038 HD/HB, 1238	92
COP 1038 HL, 1238	92
COP 1132	92
COP 1140, 1435	92
COP 1432, 1440, 1532, 1550, 1638, 1838, 2238	93
COP 1440, 1550, 1838	93
COP 1550 EX, 1838 EX	93
COP 1838MUX/HUX	94
COP 1240, 1640, 1840HE	94
COP 1240EX, 1640EX, 1840EX, 1850EX, 2150EX, 2540EX, 2550EX	94
COP 2150, 2550	94
COP 2160, 2560	95
COP 2160 EX, 2560 EX	95
COP 2550UX	95
COP 2560EX+	95
COP 3038HE	96
COP 3060MEX	96

Furukawa

HD 300	98
HD 609	98
HD 609RP	98
HD 612	98
HD 709	99
HD 709RP	99

HD 712	99
HD 712RP	99
HD 715	100
HD 715RP	100
HD 836	100
PD 200, M 120	100
PD 200R	101

Gardner Denver

HPR 2	101
HPR 5123	101

Ingersoll Rand

HYD 200 Female	102
YH 65, 70, 80	102
YH 70A	102
YH 65RP, 70RP, 80RP	102
YH 80A	103
YH 110V, 124, 135	103

Montabert

HC 20 Female	104
HC 25 Female	104
HC 40 Female	104
HC 40, 50	104
HC 40, 50	105
HC 80, 90, 105	105
HC 80RP	105
HC 95RP	105
HC 95RP	106

HC 110	106
HC 120, 150	106
HC 120RP, 150RP	106
HC 160, 170	107
HC 200	107

Sandvik

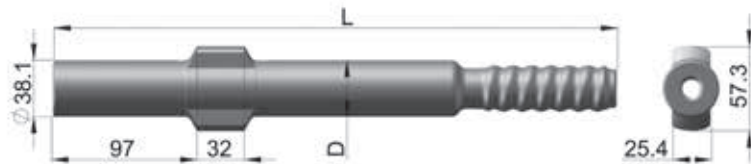
HL 300	108
L 400, 410, 500, 510, 550	108
HL 300S Female	108
RD 314 Female	108
HL 500S, 510S	109
HL 500, 510, 510S, 550S, 560S	109
HLX 5, 5T	109
RD 520, 525	109
HL 600, 600S	110
HL 650, 700, 800T	110
RD 900PE	111
HL 1000, 1000S, 1010, 1010S	111
HL 1000, 1010	111
HL 1000 PE, 1010 PE, 1060T, 1060T PE, 1560T, 1560T PE	112
HL 1060T, 1500T, 1560T	112
HL 1500, 1500T	112

EPIROC - SHANK ADAPTERS

BBC
BBE
COP


Flushing	Thread	Length L	Diameter D	Product number	Weight
[mm]		[mm]	[mm]		[kg]

BBC 51, 52, 54, 120




10	R32	380	38	06F-07-3188	2,6
10	C38	390	38	06F-07-3189	3,1

BBE 57, 5701



14	C38	538	44	06F-07-3190	5,3
----	-----	-----	----	-------------	-----

COP MD20



-	C38	470	38	3000047	4,4
---	-----	-----	----	---------	-----

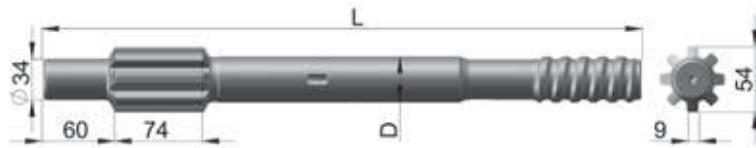
COP 125, 130, 131



14	C38	380	38	06F-07-3191	3,0
----	-----	-----	----	-------------	-----

COP SHANK ADAPTERS - EPIROC

COP 1036, 1038 HD/HB, 1238



COP 1038 HL, 1238



COP 1132



COP 1140, 1435



Flushing	Thread	Length	Diameter	Product number	Weight
[mm]		L [mm]	D [mm]		[kg]
-	R38	485	38	06F-07-2720	4,2
-	C38	485	38	06F-07-2430	4,2
-	R32	500	38	06F-07-2820	4,0
-	C38	500	38	06F-07-2822	4,4
-	C45	500	45	06F-07-2823	5,0
-	C38	575	38	06F-07-2829	4,9
-	C38	575	45	06F-07-2833	4,9
-	C45	575	45	06F-07-2834	5,8
-	R32	410	35	06F-07-3118	2,5
-	R32	500	35	3000019	3,1
-	R32	410	35	3000038	2,8

COP 1432, 1440, 1532, 1550, 1638, 1838, 2238




Flushing	Thread	Length L [mm]	Diameter D [mm]	Product number	Weight [kg]
-	R32	435	38	06F-07-2431	3,6
-	R38	435	38	06F-07-2719	3,9
-	C38	435	38	06F-07-0487	3,9

COP 1432, 1440, 1532, 1550, 1638, 1838, 2238



-	R32	525	38	06F-07-2432	4,5
-	R38	525	38	06F-07-2835	4,7
-	C38	525	38	06F-07-2662	5,7

COP 1440, 1550, 1838



-	C38	525	52	06F-07-2838	5,9
-	C45	525	52	06F-07-2337	6,1
-	C51	525	52	06F-07-2839	6,5

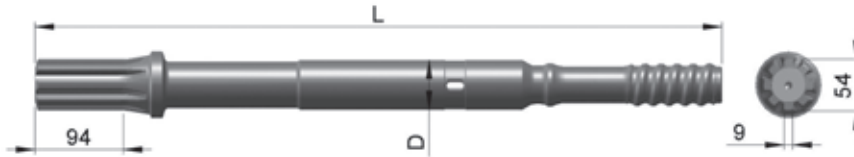
COP 1550 EX, 1838 EX



-	C38	730	60	06F-07-3196	9,8
-	C45	730	60	06F-07-3197	10,2

COP SHANK ADAPTERS - EPIROC

COP 1838MUX/HUX



COP 1240, 1640, 1840HE



COP 1240EX, 1640EX, 1840EX, 1850EX, 2150EX, 2540EX, 2550EX



COP 2150, 2550



Flushing	Thread	Length L	Diameter D	Product number	Weight
[mm]		[mm]	[mm]		[kg]

-	C38	730	52	06F-07-6980	9,4
-	C45	730	52	06F-07-6553	10,3

-	C38	565	52	06F-07-2840	6,5
-	C45	565	52	06F-07-2841	6,9
-	C51	565	52	06F-07-0472	7,1

-	C38	770	60	06F-07-4685	11,0
-	C45	770	60	06F-07-2740	10,9
-	C51	770	60	06F-07-3373	11,2


-	C51	770	52	06F-07-3374	9,9
---	-----	-----	----	-------------	-----

EPIROC - SHANK ADAPTERS

COP


Flushing	Thread	Length L	Diameter D	Product number	Weight
[mm]		[mm]	[mm]		[kg]

COP 2160, 2560




-	C45	770	60	06F-07-6890	11,6
-	C51	770	60	06F-07-6499	12,1

COP 2160 EX, 2560 EX




-	C45	770	63	06F-07-3375	13,3
-	C51	770	63	06F-07-3376	13,5

COP 2550UX



-	C45	770	60	3000138	12,8
---	-----	-----	----	---------	------

COP 2560EX+



-	C45	770	63	3000024	13,2
-	C51	770	63	06F-07-0900	14,0

COP SHANK ADAPTERS - EPIROC

COP 3038HE




COP 3060MEX




Flushing	Thread	Length L	Diameter D	Product number	Weight
[mm]		[mm]	[mm]		[kg]

-	C38	435	45	06F-07-5752	4,5
---	-----	-----	----	-------------	-----

-	C51	840	60	3000172	15,9
-	RG60	840	60	06F-07-6407	17,0



HD 609



HD 609RP



HD 612



Flushing	Thread	Length L	Diameter D	Product number	Weight
[mm]		[mm]	[mm]		[kg]
16	C38	655	45	06F-07-3200	6,2
16	C45	655	45	06F-07-3201	6,5
-	C38	620	45	06F-07-2844	6,0
-	C45	620	45	06F-07-2845	6,6
-	C38	690	45	06F-07-3202	6,4
-	C45	690	45	06F-07-4952	6,8
-	C38	865	45	06F-07-4954	8,4
-	C45	865	45	06F-07-4956	9,0
-	C45	710	51	06F-07-2742	8,7
-	C51	710	51	06F-07-4562	9,9

FURUKAWA - SHANK ADAPTERS

HD

HD 709



Flushing [mm]	Thread	Length L [mm]	Diameter D [mm]	Product number	Weight [kg]
-	C38	590	45	06F-07-4968	6,0
-	C45	590	45	06F-07-4969	6,4
-	C38	620	45	06F-07-2846	6,1
-	C45	620	45	06F-07-4400	6,7

HD 709RP



-	C38	785	45	06F-07-4970	9,2
-	C45	785	45	06F-07-0486	9,5
-	C38	815	45	06F-07-4971	9,3
-	C45	815	45	06F-07-0485	9,6

HD 712



-	C45	590	51	06F-07-4972	8,7
-	C51	590	51	06F-07-4973	8,8
-	C45	790	51	06F-07-2200	10,5
-	C51	790	51	06F-07-4564	10,9





HD 712RP



-	C45	785	51	06F-07-4976	10,0
-	C51	785	51	06F-07-4978	10,0
-	C45	885	51	06F-07-4977	12,5
-	C51	885	51	06F-07-0484	13,5

HD
PD

SHANK ADAPTERS - FURUKAWA

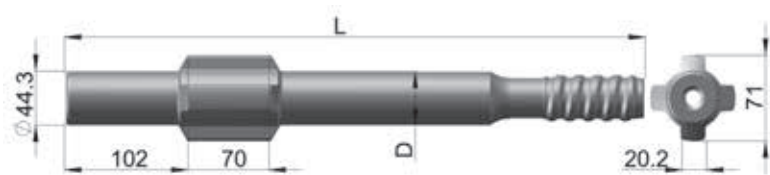
	Flushing	Thread	Length L [mm]	Diameter D [mm]	Product number	Weight [kg]
<p>HD 715</p> 	-	C51	790	58	06F-07-4109	12,5
<p>HD 715RP</p> 	-	C45	885	58	06F-07-4981	14,4
	-	C51	885	58	06F-07-3872	15,9
<p>HD 836</p> 	-	RG60	794	68	3000178	16,7
<p>PD 200, M 120</p> 	14	R32	380	44	06F-07-3377	3,7
	14	C38	380	44	06F-07-3199	3,7
	14	C38	446	44	06F-07-0480	4,5

FURUKAWA & GARDNER DENVER - SHANK ADAPTERS

PD
HPR

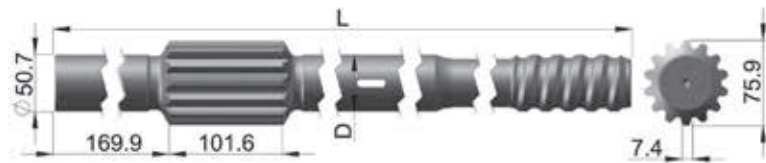
Flushing	Thread	Length L	Diameter D	Product number	Weight
[mm]		[mm]	[mm]		[kg]

PD 200R



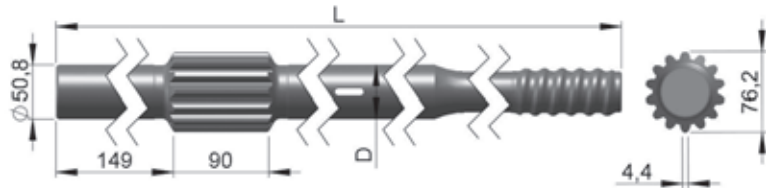
14	C38	485	44	06F-07-0478	4,8
----	-----	-----	----	-------------	-----

HPR 2




-	C51	914	51	06F-07-4362	14,1
---	-----	-----	----	-------------	------

HPR 5123



-	C51	770	51	06F-07-5965	12,0
---	-----	-----	----	-------------	------

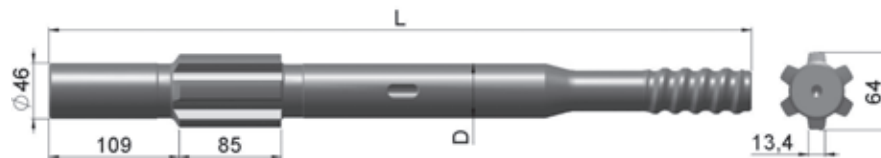
HYD YH SHANK ADAPTERS - INGERSOLL RAND



YH 65, 70, 80



YH 70A



YH 65RP, 70RP, 80RP



Flushing	Thread	Length L [mm]	Diameter D [mm]	Product number	Weight [kg]
-	R32	351	45	06F-07-3428	3,8
19	C38	495	45	06F-07-0476	5,0
19	C45	495	45	06F-07-2713	5,4
12	C38	580	45	06F-07-5053	5,5
12	C45	580	45	06F-07-5054	5,5
15	C45	610	45	06F-07-5616	6,8
15	C38	613	45	06F-07-6321	6,2
-	C38	585	45	06F-07-6254	6,8
19	C45	700	45	06F-07-4450	8,0
13	C38	820	45	06F-07-5302	9,0
13	C45	820	45	06F-07-5301	9,0


INGERSOLL RAND - SHANK ADAPTERS

YH

YH 80A



YH 110V, 124, 135



Flushing	Thread	Length	Diameter	Product number	Weight
[mm]		L [mm]	D [mm]		[kg]
19	C45	495	51	06F-07-2714	5,9
19	C45	638	51	06F-07-6325	7,8
19	C51	638	51	06F-07-5382	7,9
-	C51	728	55	06F-07-5290	13,6
-	C51	890	55	06F-07-5384	13,7

	Flushing	Thread	Length L	Diameter D	Product number	Weight
	[mm]		[mm]	[mm]		[kg]
<p>HC 20 Female</p>	-	R32	187	45	06F-07-5035	1,8
<p>HC 25 Female</p>	-	R32	202	45	06F-07-5036	2,0
<p>HC 40 Female</p>	-	R32	270	45	06F-07-3380	4,1
<p>HC 40, 50</p>	-	R32	372	38	06F-07-6806	3,4
	-	C38	372	38	3000018	3,5
	-	R38	381	38	06F-07-5637	3,7
	-	R32	388	38	06F-07-7037	3,5

MONTABERT - SHANK ADAPTERS


HC

HC 40, 50



Flushing	Thread	Length L [mm]	Diameter D [mm]	Product number	Weight [kg]
-	C38	438	38	06F-07-7036	3,5
-	R32	440	38	06F-07-7038	4,0
-	R32	447	38	06F-07-2741	3,5
-	C38	447	38	06F-07-4336	4,0

HC 80, 90, 105



-	R32	440	38	06F-07-4988	3,6
-	R38	440	38	06F-07-2144	3,9
-	C38	440	38	06F-07-4955	3,9
-	C38	450	38	06F-07-2434	4,0
-	C38	508	38	06F-07-3381	4,2

HC 80RP




-	C38	670	45	06F-07-4337	7,2
-	C45	670	45	06F-07-2715	7,9

HC 95RP



-	R38	503	45	3000011	6,0
-	C38	503	45	06F-07-6557	6,5

HC 95RP



HC 110



HC 120, 150



HC 120RP, 150RP




Flushing	Thread	Length	Diameter	Product number	Weight
[mm]		L [mm]	D [mm]		[kg]
-	R32	503	45	3000032	5,7
-	C38	503	45	3000033	6,0
-	C38	415	45	06F-07-3572	4,6
-	C45	425	45	06F-07-3573	5,0
-	C38	490	45	06F-07-5163	5,4
-	C45	490	45	06F-07-3204	5,8
-	C45	670	51	06F-07-4989	8,6
-	C51	670	51	06F-07-2032	9,3

MONTABERT - SHANK ADAPTERS

HC


HC 160, 170



Flushing	Thread	Length L	Diameter D	Product number	Weight
[mm]		[mm]	[mm]		[kg]

-	C51	807	60	06F-07-3157	15,0
---	-----	-----	----	-------------	------

HC 200



-	C51	840	51	06F-07-2743	13,6
---	-----	-----	----	-------------	------

HL
L
RD

SHANK ADAPTERS - SANDVIK

Flushing	Thread	Length L	Diameter D	Product number	Weight
[mm]		[mm]	[mm]		[kg]

HL 300



-	R32	400	32	06F-07-2771	2,6
---	-----	-----	----	-------------	-----

L 400, 410, 500, 510 & 550



-	R32	380	32	06F-07-2776	2,0
---	-----	-----	----	-------------	-----

HL 300S Female



-	R32	245	45	06F-07-2198	2,6
---	-----	-----	----	-------------	-----

RD 314 Female



-	R32	205	45	06F-07-4920	2,0
---	-----	-----	----	-------------	-----

SANDVIK - SHANK ADAPTERS

HL
HLX
RD


HL 500S, 510S




HL 500, 510, 510S, 550S, 560S



HLX 5, 5T



RD 520, 525



Flushing	Thread	Length L	Diameter D	Product number	Weight
[mm]		[mm]	[mm]		[kg]
-	R32	460	38	06F-07-2335	3,7
-	R38	460	38	06F-07-2721	3,9
-	C38	460	38	06F-07-2371	4,0
-	R38	500	38	06F-07-2787	3,9
-	C38	500	38	06F-07-2788	4,0
-	R38	500	45	06F-07-2789	5,3
-	C38	500	45	06F-07-2790	5,3
-	R32	550	45	06F-07-2494	5,3
-	C38	550	45	06F-07-0483	5,3
-	C45	550	45	06F-07-2527	5,8
-	R32	500	45	06F-07-2791	5,1
-	R38	500	45	06F-07-2792	5,2
-	C38	500	45	06F-07-2334	5,1
-	R32	575	45	06F-07-2793	5,5
-	C38	575	45	06F-07-2795	5,7
-	C45	575	45	06F-07-4837	5,8
-	C38	525	45	06F-07-5753	6,0
-	C45	525	45	3000023	5,8
-	C38	600	45	06F-07-0901	6,2
-	C38	745	45	06F-07-0835	7,7


HL 600, 600S




HL 600, 600S



HL 650, 700, 800T



HL 650, 700, 800T



Flushing	Thread	Length	Diameter	Product number	Weight
[mm]		L [mm]	D [mm]		[kg]

-	C38	525	45	06F-07-2797	5,7
-	C38	600	45	06F-07-2798	6,4
-	C45	600	45	06F-07-2799	6,4

-	C45	650	52	06F-07-2801	6,4
-	C51	650	52	06F-07-2802	6,4

-	C38	600	45	06F-07-2805	7,0
-	C45	600	45	06F-07-2806	7,5


-	C38	600	52	06F-07-0482	8,0
-	C45	600	52	06F-07-2182	8,5
-	C51	600	52	06F-07-2331	8,6

SANDVIK - SHANK ADAPTERS

RD
HL


Flushing	Thread	Length L	Diameter D	Product number	Weight
[mm]		[mm]	[mm]		[kg]

RD 900PE




-	C45	820	52	3000244	10,7
-	C51	820	52	3000249	11,4

RD 900PE




-	CT58	670	65	3000211	14,2
---	------	-----	----	---------	------

HL 1000, 1000S, 1010, 1010S



-	C51	590	52	06F-07-2813	9,3
-	C45	670	52	06F-07-2812	10,0
-	C51	670	52	06F-07-2814	10,7


HL 1000, 1010




-	C51	670	60	06F-07-2815	12,5
-	RG60	670	60	06F-07-3360	12,9

SHANK ADAPTERS - SANDVIK

HL 1000 PE, 1010 PE, 1060T, 1060T PE, 1560T, 1560T PE



HL 1060T, 1500T, 1560T



HL 1500, 1500T



Flushing	Thread	Length L	Diameter D	Product number	Weight
[mm]		[mm]	[mm]		[kg]
-	C51	760	65	06F-07-3186	15,9
-	RG60	760	65	06F-07-3232	16,9
-	RG60	760	80	06F-07-5460	21,0
-	C51	760	60	06F-07-3363	13,3
-	RG60	760	60	06F-07-3364	14,7


AUXILIARY TOOLS



AUXILIARY TOOLS

Button bit adapters - Couplings





AUXILIARY TOOLS - BUTTON BIT ADAPTERS

Button bit adapters

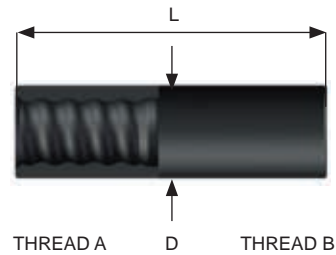
Order code	Female thread	Male thread	Length L [mm]	Diameter D [mm]	Product number	Weight [kg]
R-series						
R25 F-R28 M	R25	R28	173	45	06E-07-3405	1,1
R25 F-R32 M	R25	R32	173	45	06E-07-3406	1,2
R28 F-R32 M	R28	R32	165	44	06E-07-3407	1,5
R32 F-R38 M	R32	R38	225	45	06E-07-2869	1,8
R32 F-C38 M	R32	C38	225	45	06E-07-2870	1,9
R38 F-R32 M	R38	R32	245	55	06E-07-2871	2,2
R38 F-C38 M	R38	C38	245	55	06E-07-2872	2,4
C-series						
C38 F-R32 M	C38	R32	247	57	06E-07-0499	2,2
C38 F-R38 M	C38	R38	280	57	06E-07-2873	2,7
C38 F-C45 M	C38	C45	285	57	06E-07-2311	2,9
C45 F-C38 M	C45	C38	265	63	06E-07-0838	2,9
C45 F-C51 M	C45	C51	285	63	06E-07-2874	3,6
C51 F-C45 M	C51	C45	285	71	06E-07-2875	4,0





Coupling adapters

Order code	Thread A	Thread B	Length L [mm]	Diameter D [mm]	Bridge	Product number	Weight [kg]
Coupling R28-R25	R28	R25	160	40	F	06E-07-3386	0,9
Coupling R32-R25	R32	R25	160	44	F	06E-07-2857	1,2
Coupling R32-R28	R32	R28	160	44	F	06E-07-3387	1,2
Coupling R38-R32	R38	R32	180	55	F	06E-07-2660	1,7
Coupling C38-R32	C38	R32	190	55	F	06E-07-2863	1,7
Coupling C38-R38	C38	R38	190	55	F	06E-07-2865	1,9
Coupling C45-C38	C45	C38	206	63	F	06E-07-3388	3,0
Coupling C51-C45	C51	C45	225	72	F	06E-07-3389	3,8

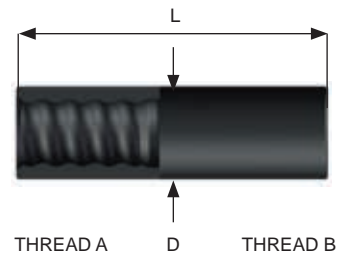




AUXILIARY TOOLS - COUPLINGS

Coupling sleeve · Manchons · Coples · Муфты

Order code	Thread		Length L [mm]	Diameter		Bridge	Product number	Weight [kg]
	A	B		D	D			
Coupling R25	R25	R25	150	35	S	06E-07-2856	0,7	
Coupling R28	R28	R28	150	40	S	06E-07-2855	0,9	
Coupling R32	R32	R32	150	44	S	06E-07-0496	1,0	
Coupling R38	R38	R38	170	55	S	06E-07-0495	1,9	
Coupling C38	C38	C38	190	55	S	06E-07-0497	2,0	
Coupling C45	C45	C45	210	63	S	06E-07-0889	2,8	
Coupling C45	C45	C45	210	66	S	06E-07-2854	3,1	
Coupling C51	C51	C51	225	72	S	06E-07-2853	3,8	
Coupling C51	C51	C51	225	77	S	06E-07-0494	4,7	



ROBIT PLC
Vikkiniityntie 9
FI-33880 LEMPÄÄLÄ (TAMPERE)
FINLAND

Tel: +358 3 3140 3400
E-mail: sales@robitgroup.com
<http://www.robitgroup.com>

Your distributor:



Robit reserves all rights to any changes in the products and the specifications without prior notice.
Printed: November 2021
Copyright © 2021 by Robit Plc

Robit – The Widest Offering in High Quality Drilling Consumables

